



US005521165A

**United States Patent** [19][11] **Patent Number:** **5,521,165****Warren et al.**[45] **Date of Patent:** **May 28, 1996**[54] **INSECT REPELLENT COMPOSITIONS AND METHODS FOR USING SAME**

[75] Inventors: **Craig B. Warren**, Rumson, N.J.; **Jerry F. Butler**, Gainesville, Fla.; **Richard A. Wilson**, Westfield, N.J.; **Braja D. Mookherjee**, Holmdel, N.J.; **Leslie C. Smith**, Jamesburg, N.J.; **Anna B. Marin**, Long Branch, N.J.; **Anubhav P. S. Narula**, Hazlet, N.J.; **Richard M. Boden**, Ocean, N.J.

[73] Assignees: **International Flavors & Fragrances Inc.**, New York, N.Y.; **The University of Florida**, Gainesville, Fla.

[21] Appl. No.: **522,138**[22] Filed: **Aug. 31, 1995****Related U.S. Application Data**

[60] Division of Ser. No. 265,219, Sep. 22, 1994, which is a continuation-in-part of Ser. No. 948,142, Sep. 18, 1992, abandoned.

[51] Int. Cl.<sup>6</sup> ..... **A01N 55/08**; A01N 25/08[52] U.S. Cl. .... **514/64**; 514/919; 424/405; 424/409; 424/DIG. 10

[58] Field of Search ..... 424/405, 409, 424/DIG. 10; 514/64, 919

[56] **References Cited****U.S. PATENT DOCUMENTS**

3,155,465	11/1964	DeGray et al.	514/64
4,469,613	9/1984	Munteanu et al.	252/92
4,496,467	1/1985	Munteanu et al.	252/92
4,537,773	8/1985	Shenvi	514/63
4,548,764	10/1985	Munteanu et al.	261/75
4,742,044	5/1988	Boden	512/12
4,774,081	9/1988	Flashinski et al.	424/78

**FOREIGN PATENT DOCUMENTS**

9115118	10/1991	WIPO.
9406295	3/1995	WIPO.

**OTHER PUBLICATIONS**

Chemical Abstracts 108: 182240g (1987), abstracting: CA 1,230,826 (Martin), Dec. 29, 1987.

Chemical Abstracts 112: 164746e (1989), abstracting: FR 2,622,133 (Thorel), Apr. 28, 1989.

Chemical Abstracts 113: 110945w (1990), abstracting: JP 02-67202 (Shimura et al.), Mar. 7, 1990.

Chemical Patents Index 92-403413/49 (Jan. 1993), abstracting: JP 04-300889 (Nippon Terpene Kagaku KK), 1993.

United States Department of Agriculture, Agricultural Research Service, Agriculture Handbook No. 340 entitled "Materials Evaluated as Insecticides, Repellents, and Chemosterilants at Orlando and Gainesville, Fla, 1952-1964", issued Aug. 1967; pp. 7, 8, 9, 232, 233, 236 and 237.

Bartlett, Chemical Abstracts, vol. 104:30390k, Pestic Sci., 1985, 16(5), pp. 479-487 (England).

Saim and Meloan, J. Stored Prod. Res., vol. 22, No. 3, pp. 141-144 abstracted at Chemical Abstracts, vol. 105:204742q.

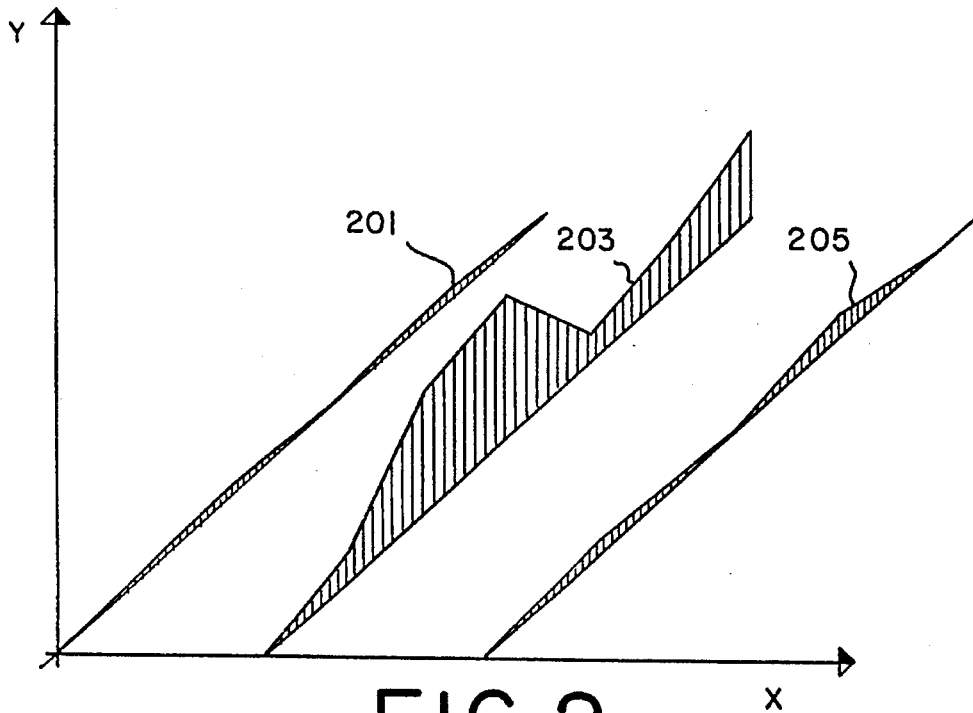
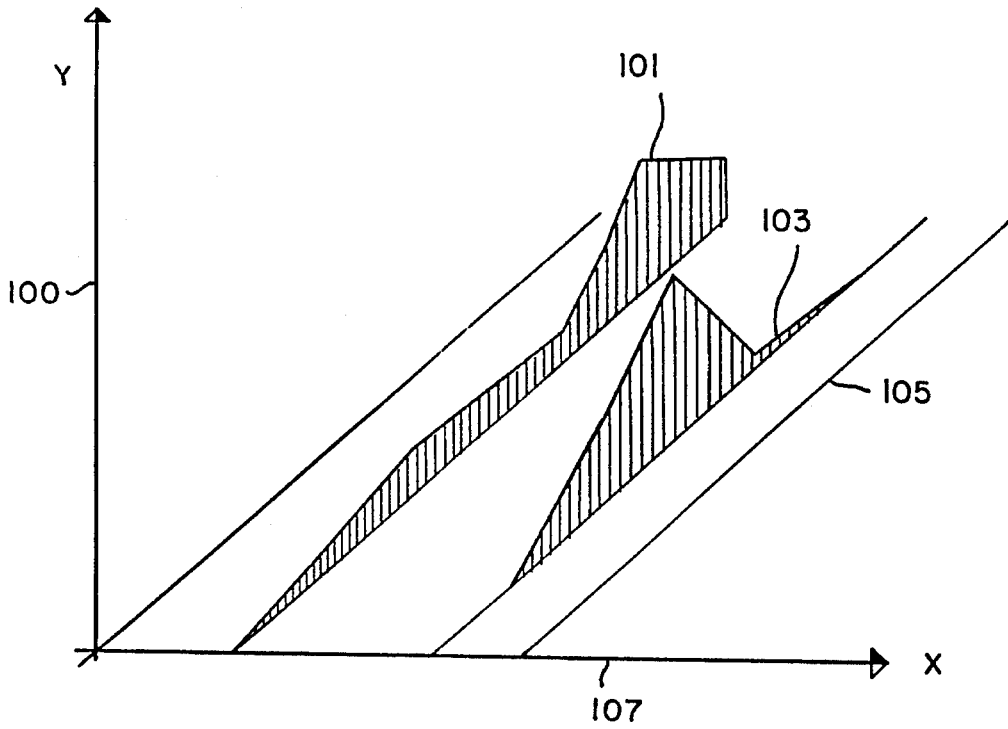
Brattsten, Plant Resistance to Insects, 1983 American Chemical Society entitled "Cytochrome P-450 Involvement in the Interactions Between Plant Terpenes and Insect Herbivores", pp. 173-179 (also referenced in Biochemicals: Engineering Problems for Natural Selection/117 as published in Plant Resistance to Herbivores, ed. P. A. Hedin, pp. 173-195, ACS Symp. Ser. 208, Washington, DC).

*Primary Examiner*—Allen J. Robinson*Assistant Examiner*—John D. Pak*Attorney, Agent, or Firm*—Arthur L. Liberman[57] **ABSTRACT**

Described is a method of repelling *Musca domestica* L. (Diptera: Muscidae), *Aedes aegypti*, *Culex nigripalpus*, *Aedes atlanticus*, *Culex salinarius*, *Aedes vexans*, *Culex* spp., *Simulium* spp., *Psoroferia ferox*, *Aedes infirmatus*, *Drosophila melanogaster*, Coccinellidae, *Anopheles crucians*, *Psoroferia columbiae*, Culicoides spp., and *Aedes* spp. for a finite period of time from a three-dimensional space inhabitable by these insects consisting essentially of exposing a three-dimensional space to an effective concentration and quantity of geraniol or a geraniol precursor-containing composition consisting essentially of 50-100% geraniol or a geraniol precursor (e.g., geranyloxy-1,3,2-dioxaborinane, digeranyloxydimethylsilane and geranyl glycosides, for example, geranyl 6-O-(alpha-L-rhamnopyranosyl)-beta-D-glucopyranoside) with the remainder of the composition (if indeed the composition is not 100% geraniol) being a compound selected from the group consisting of citronellol and nerol. The above-stated repellents are described to be useful as such or contained in a polymer which can be a biodegradable polymer such as compositions containing a major proportion of poly(epsilon caprolactone) homopolymers.

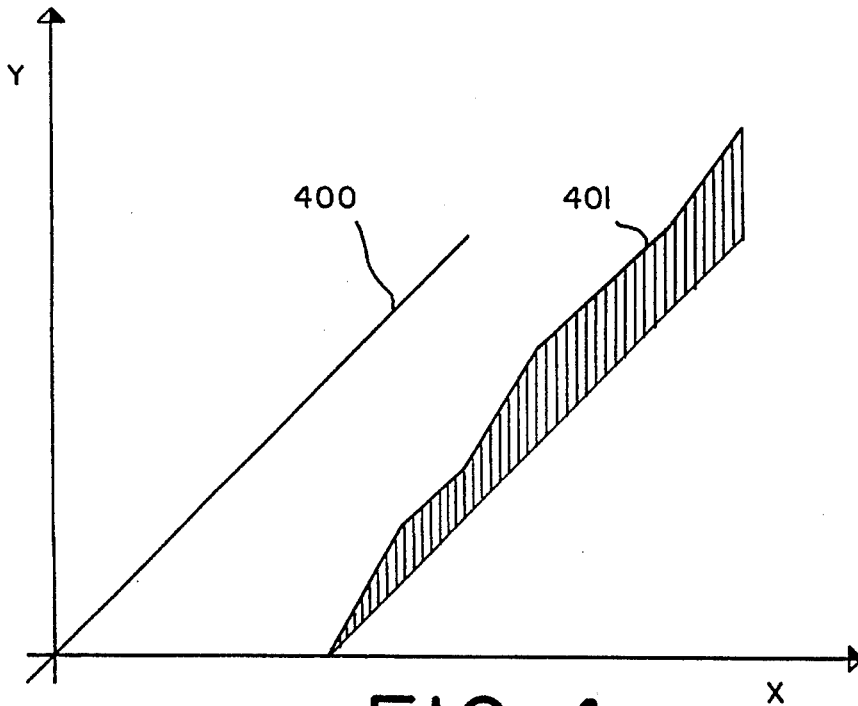
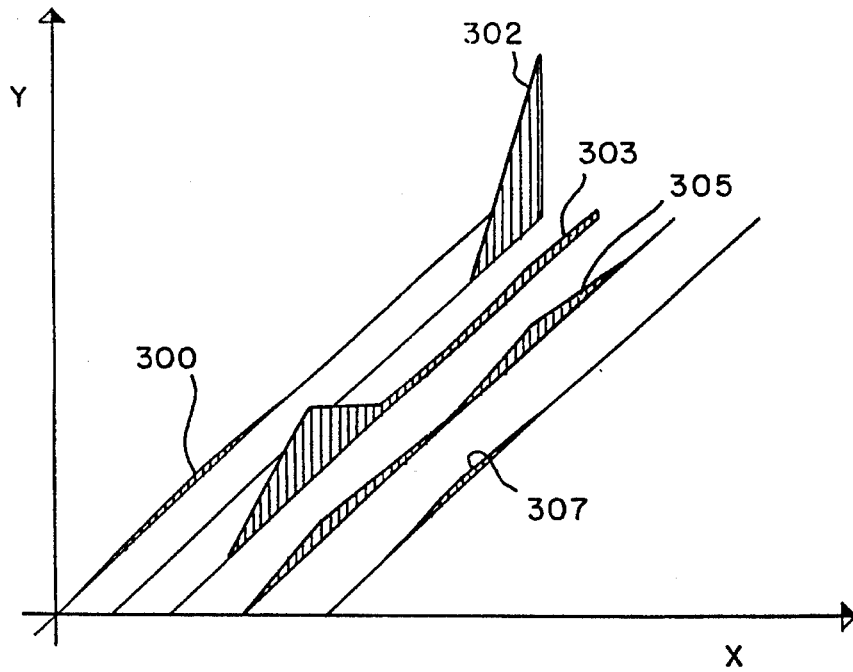
**7 Claims, 29 Drawing Sheets**

# FIG. 1



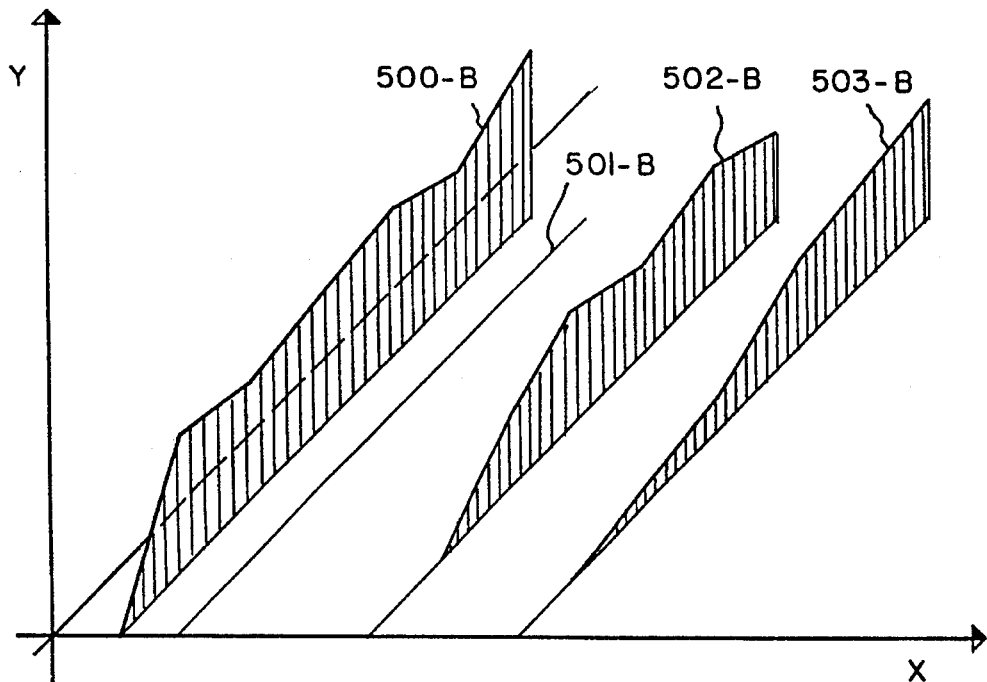
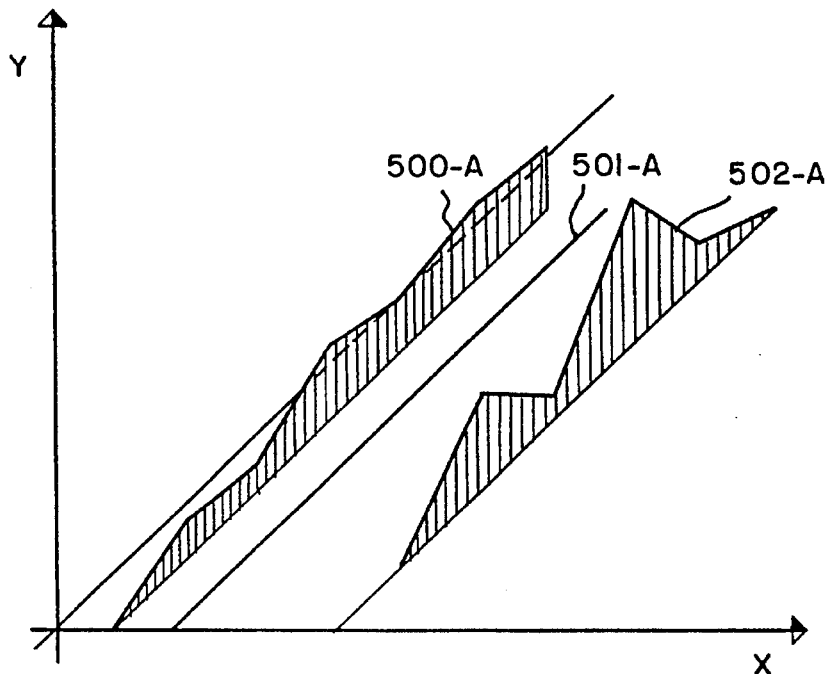
# FIG. 2

# FIG. 3



# FIG. 4

# FIG.5-A



# FIG.5-B

FIG.5-C

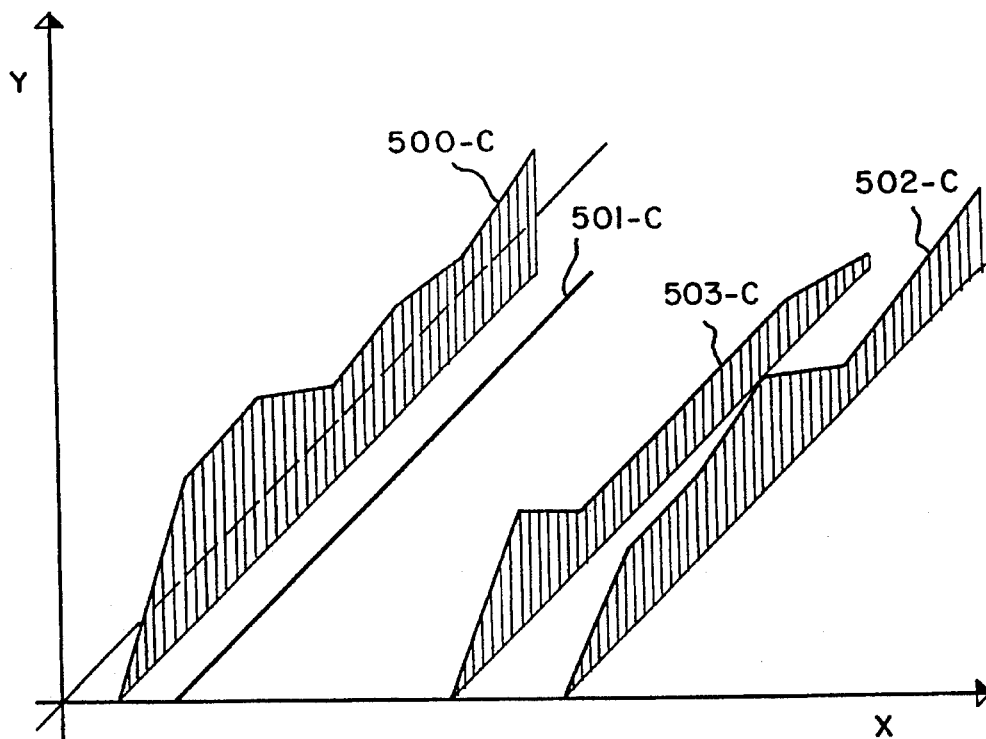


FIG. 6-A

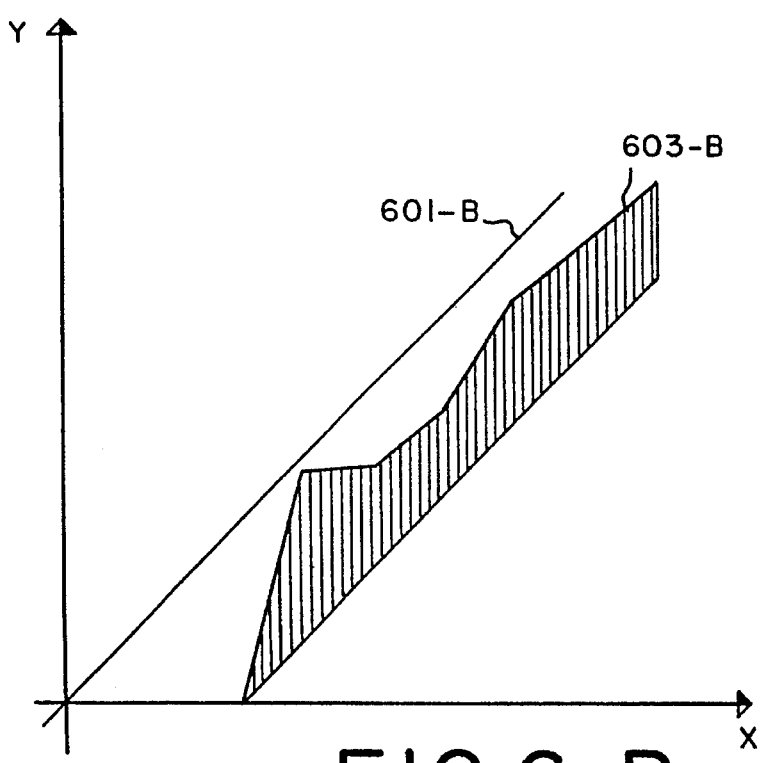
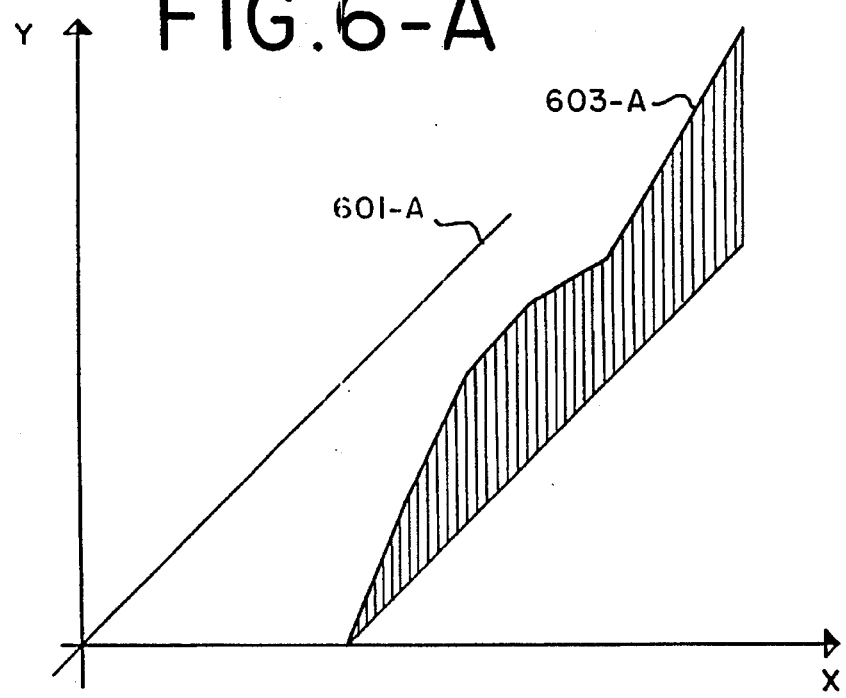


FIG. 6-B

FIG. 7-A

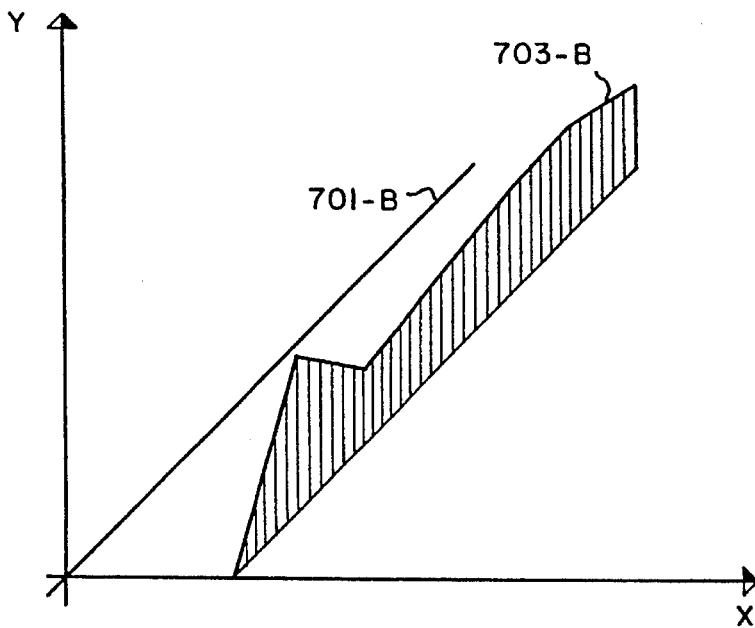
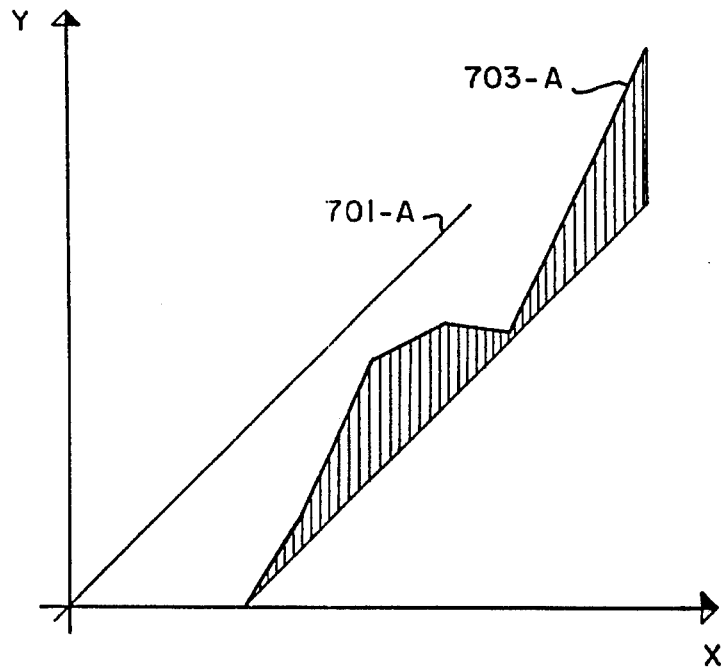
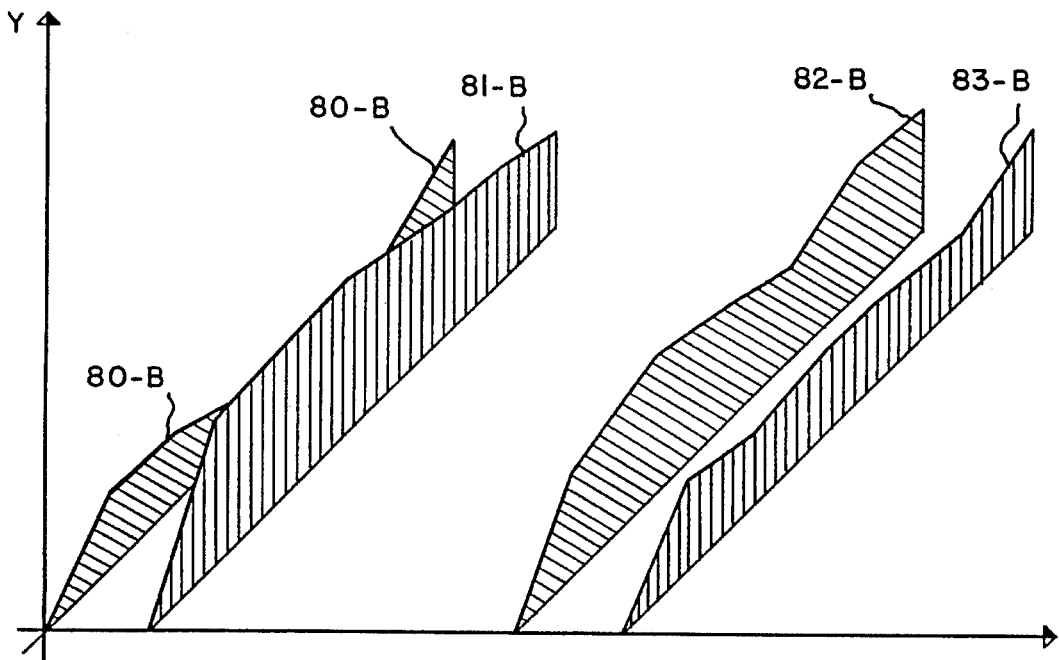
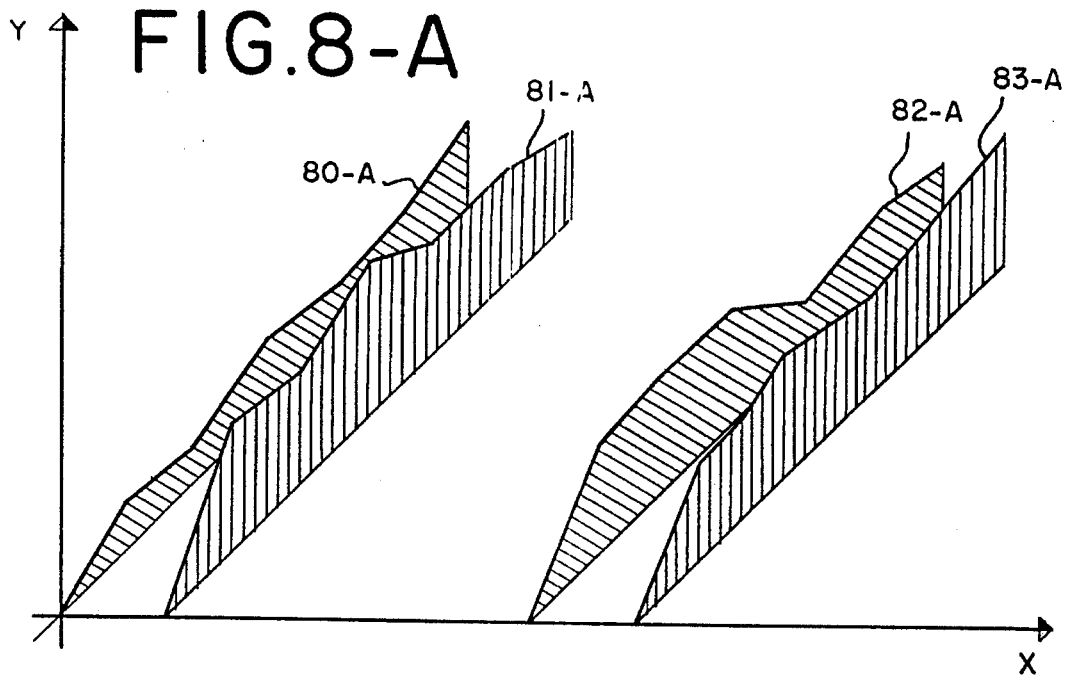


FIG. 7-B



### FIG.8-B



FIG. 9

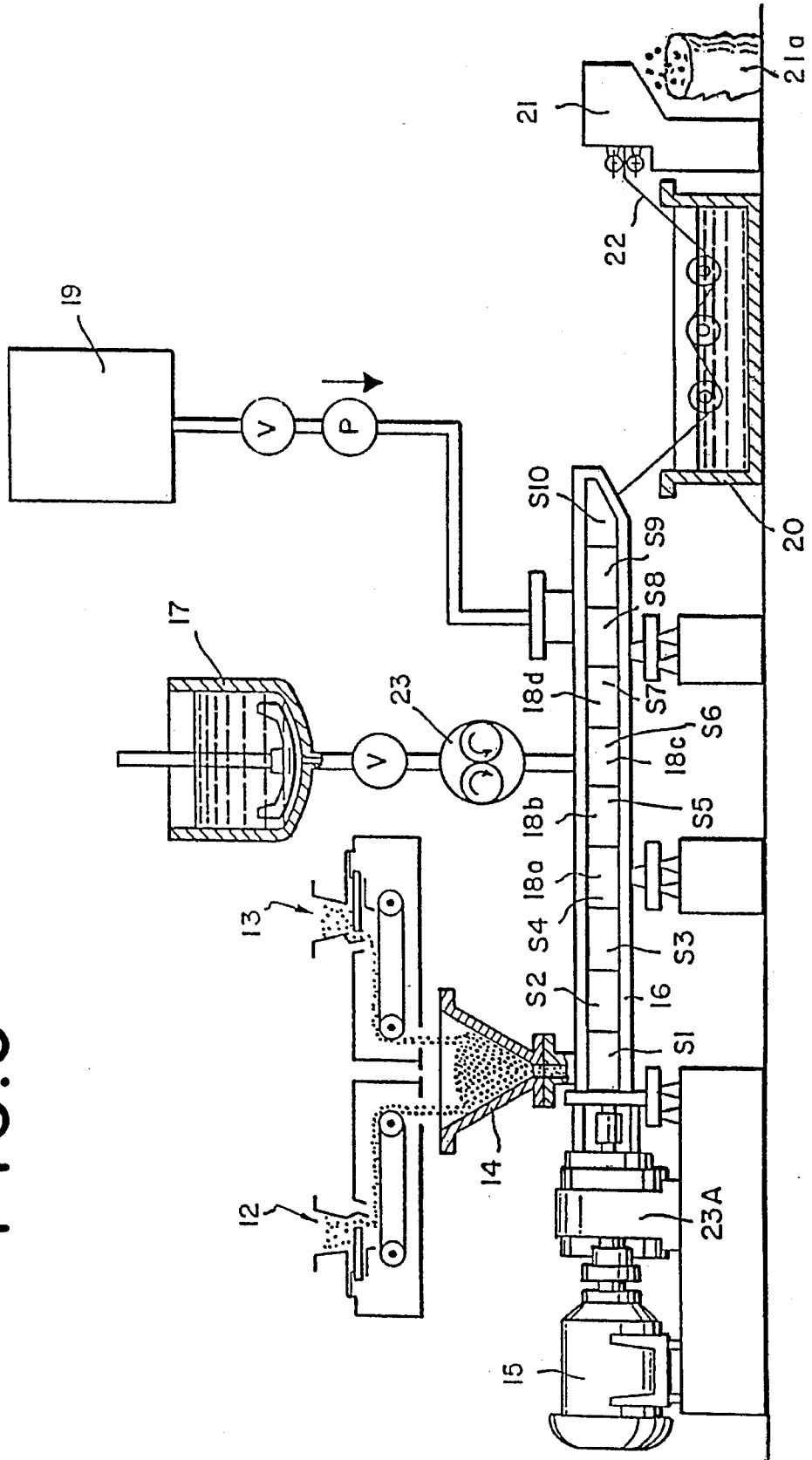


FIG. 10

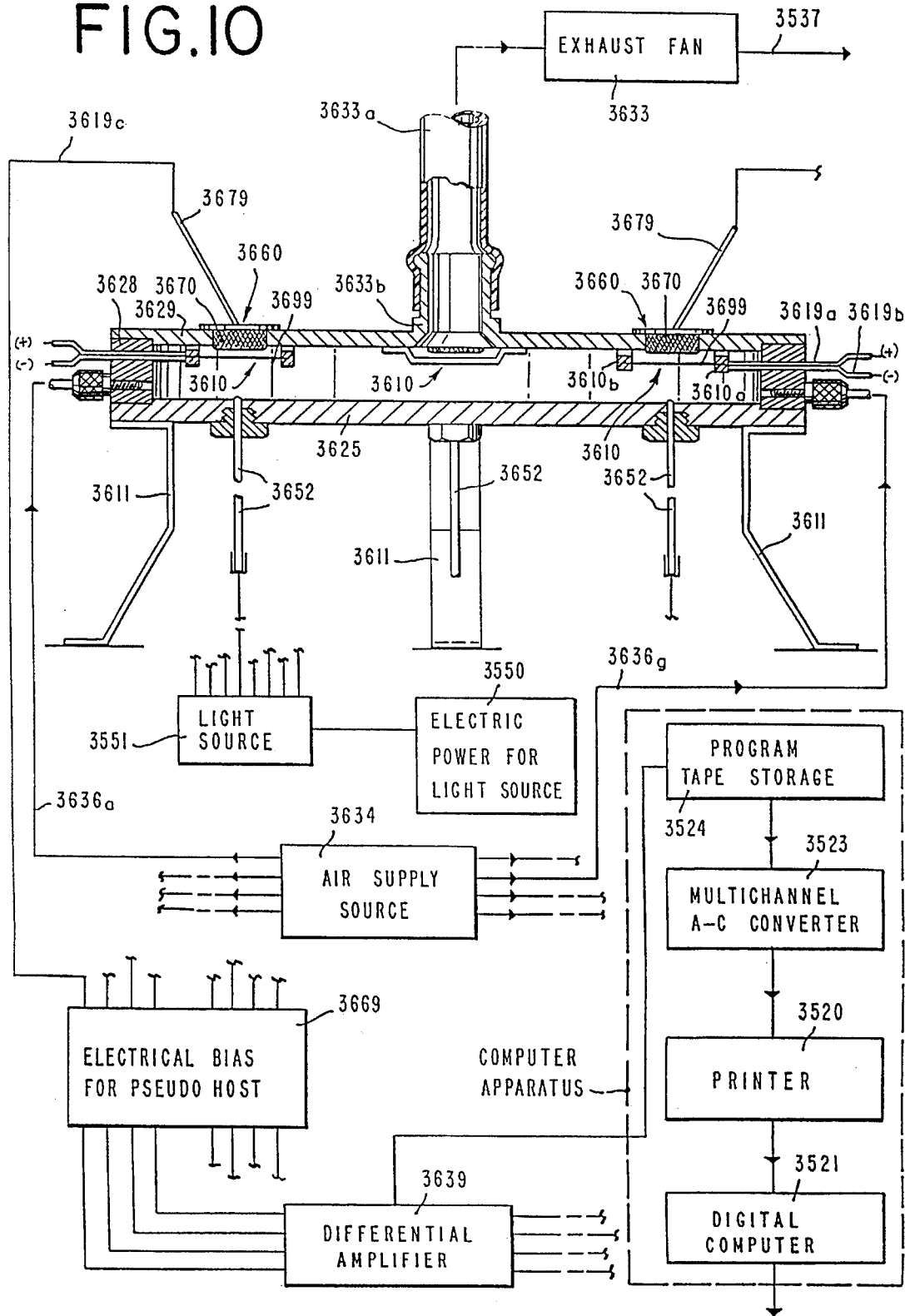


FIG. 11

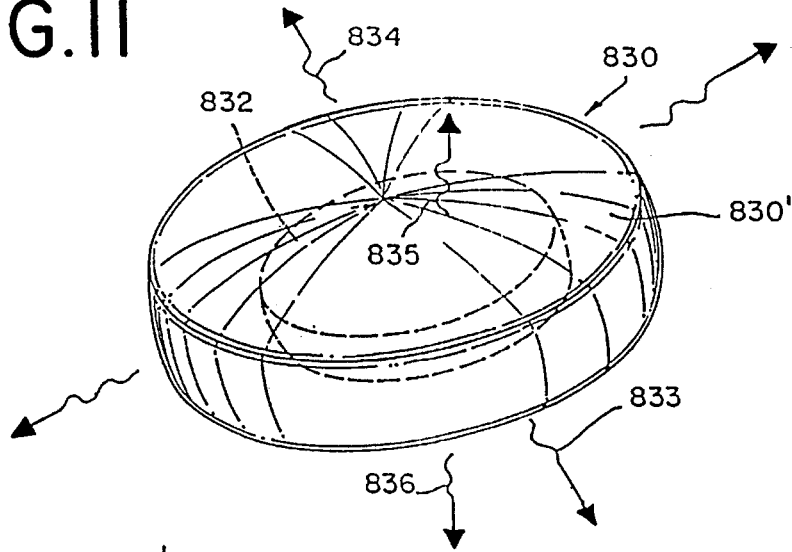


FIG. 12

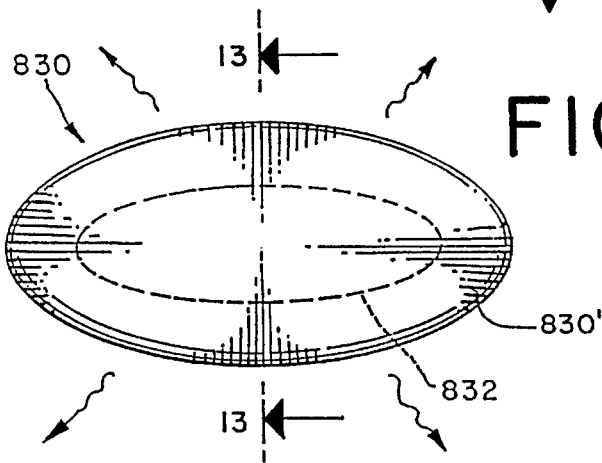


FIG. 13

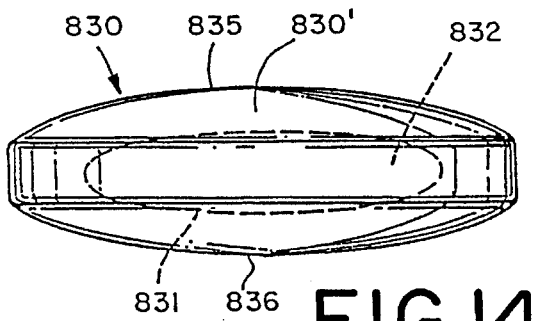
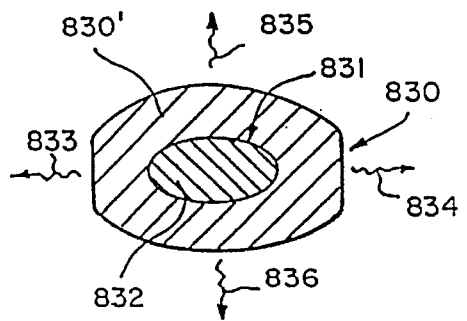


FIG. 14

FIG. 15

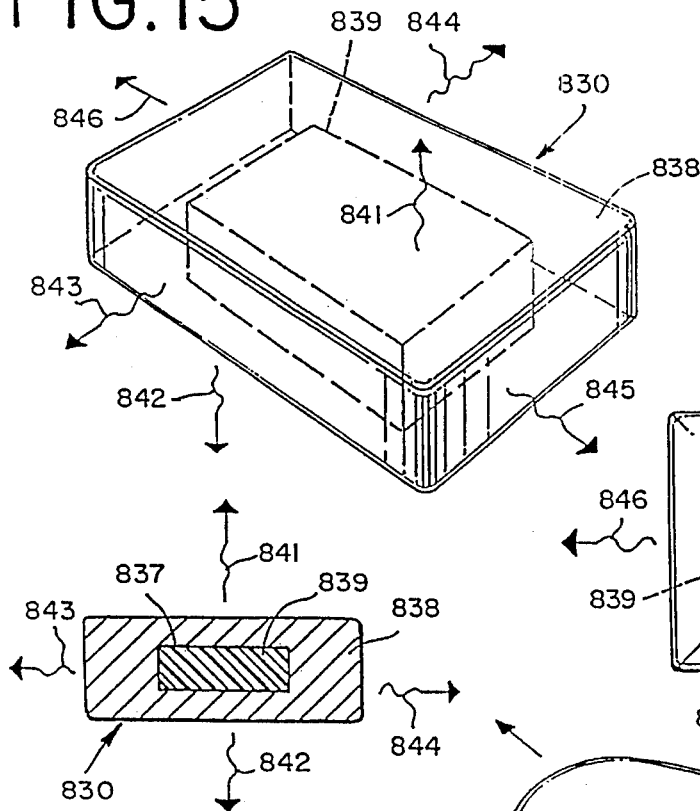


FIG. 16

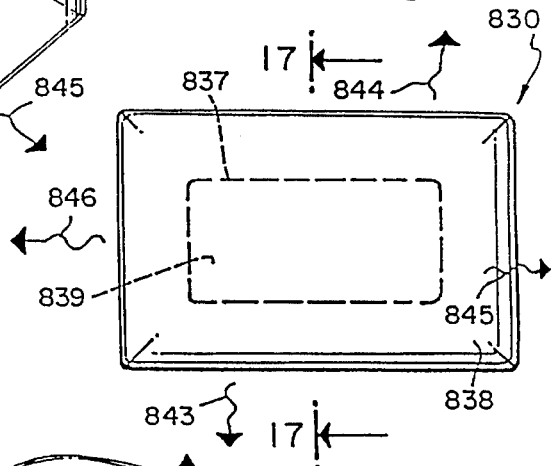


FIG. 17

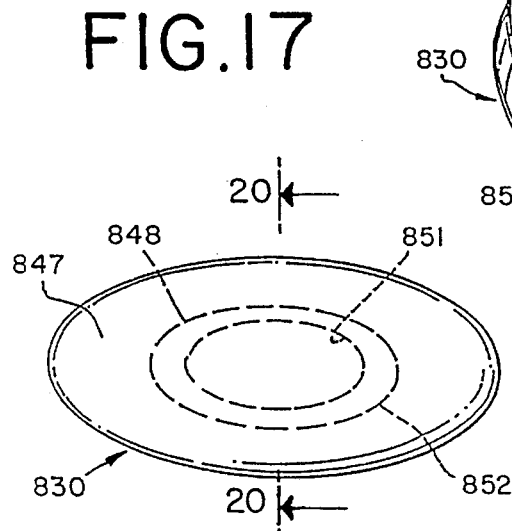


FIG. 18

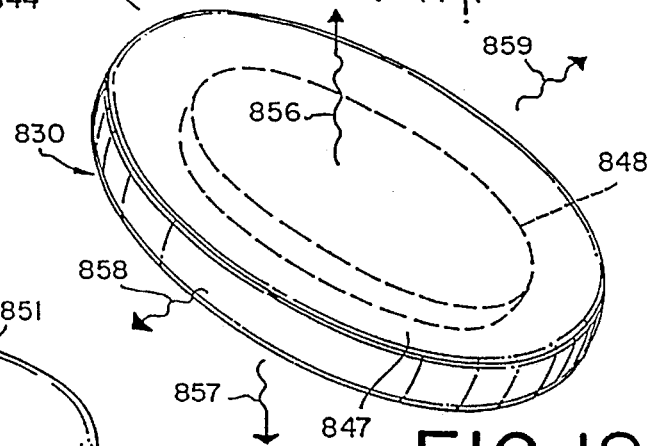


FIG. 19

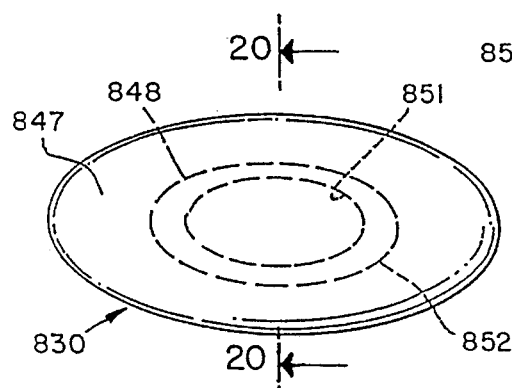
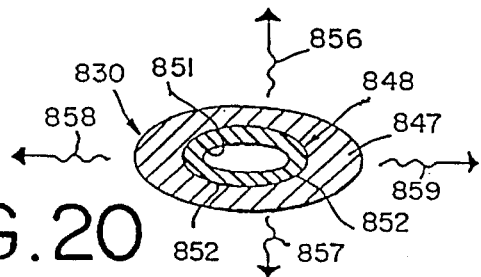


FIG. 20



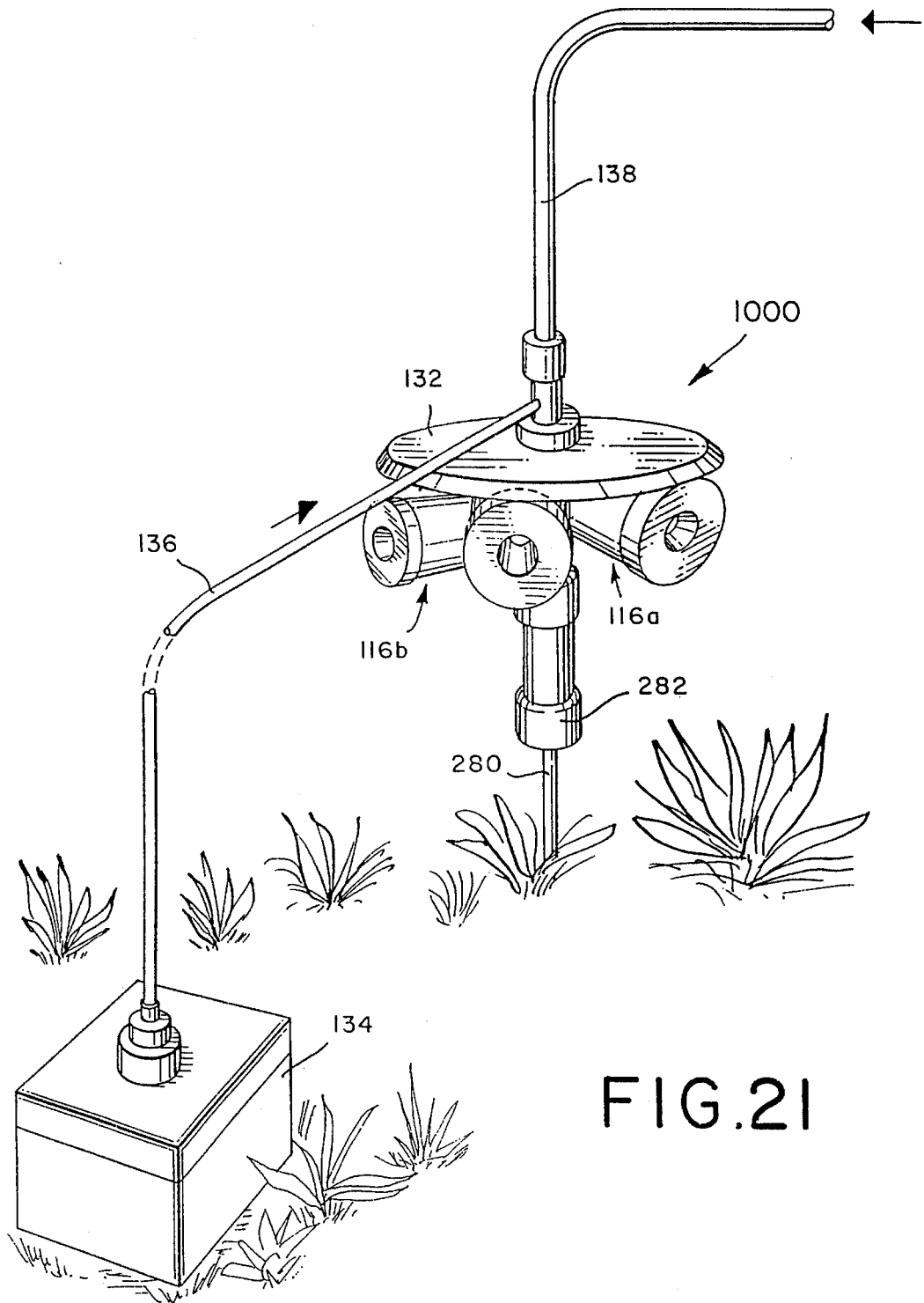
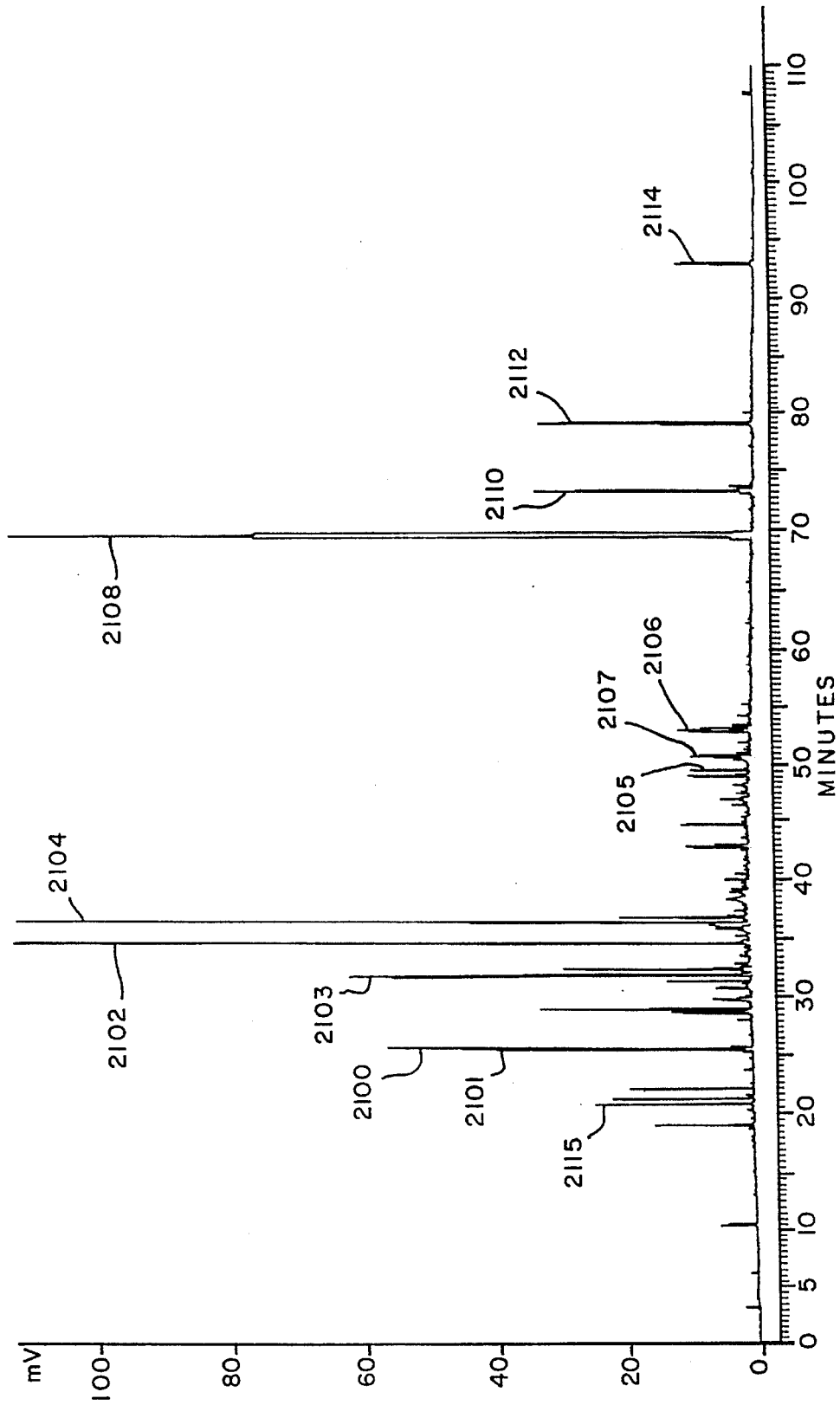


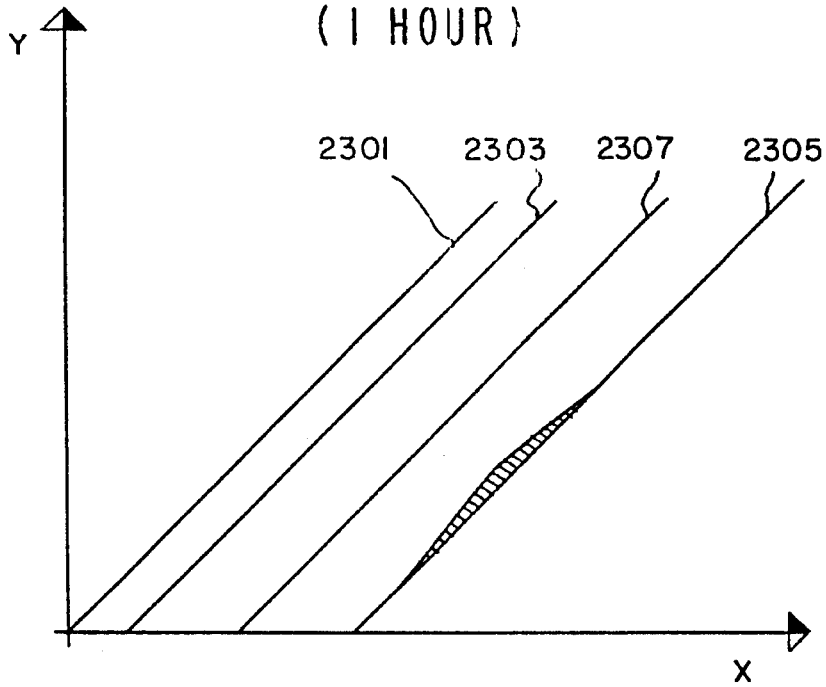
FIG. 21

FIG. 22  
GC-MASS SPECTRUM



# FIG. 23

(1 HOUR)



# FIG. 24

(6 HOURS)

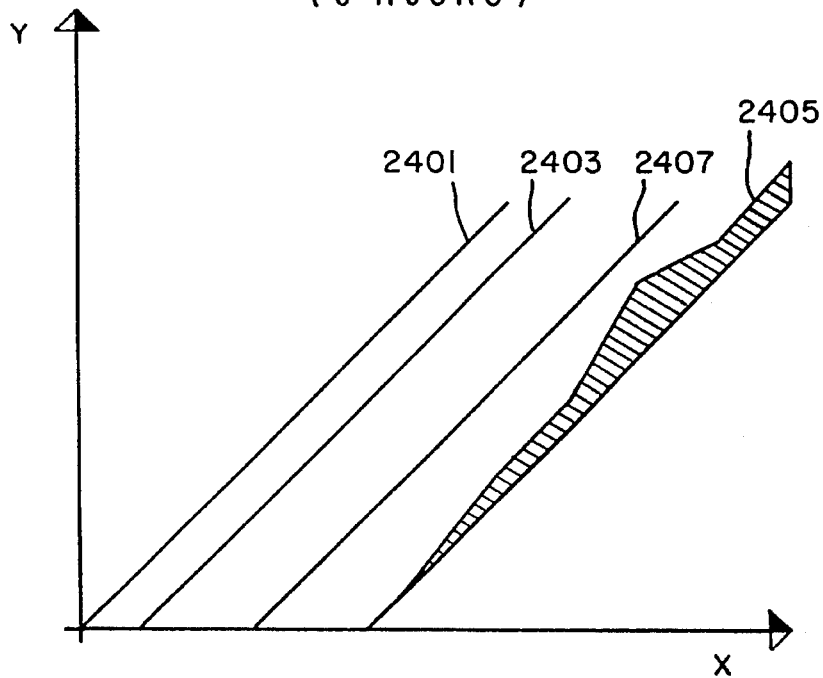
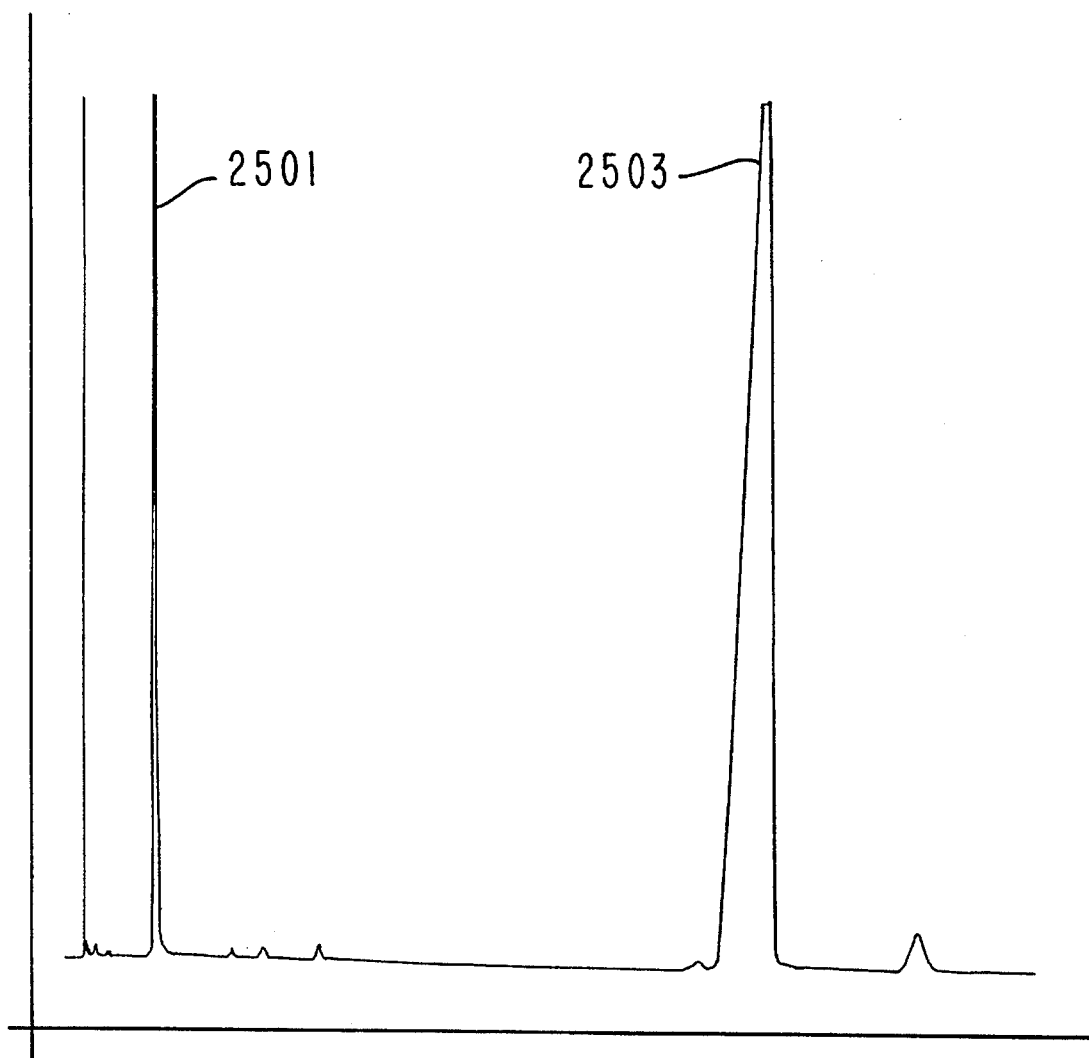


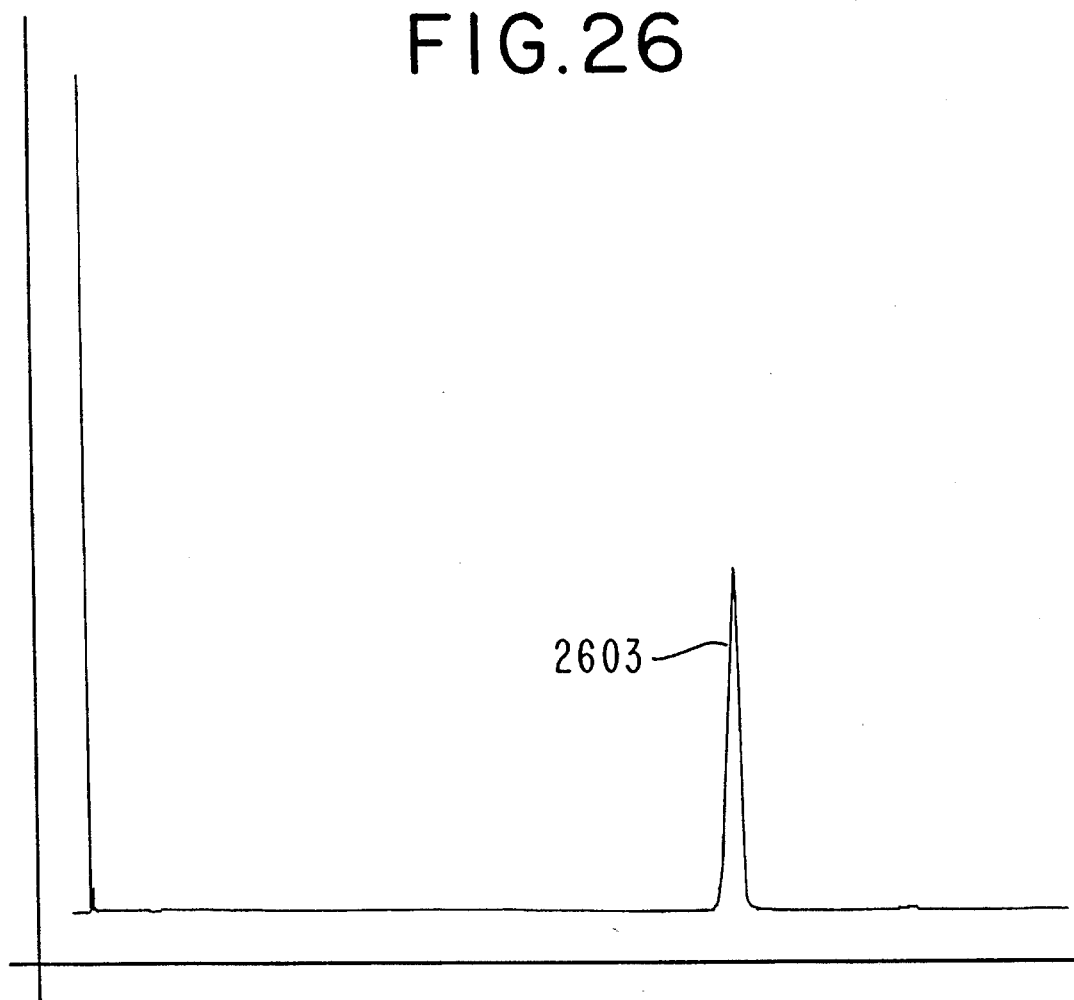
FIG. 25



GLC PROFILE FOR EXAMPLE III, CRUDE.



FIG. 26



GLC PROFILE FOR EXAMPLE III, FRACTION 2.

FIG. 27

NMR SPECTRUM FOR EXAMPLE III

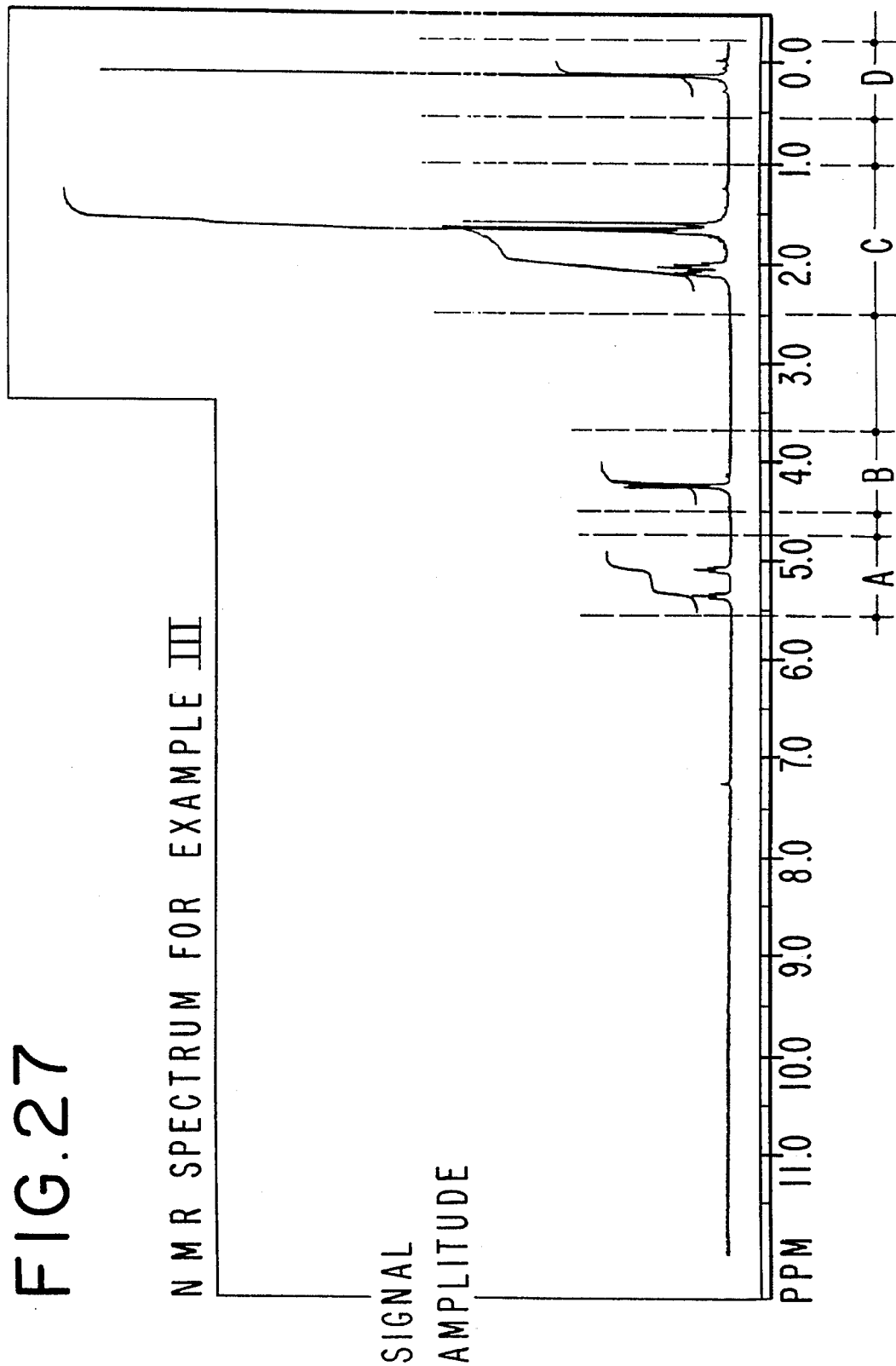


FIG. 27-A

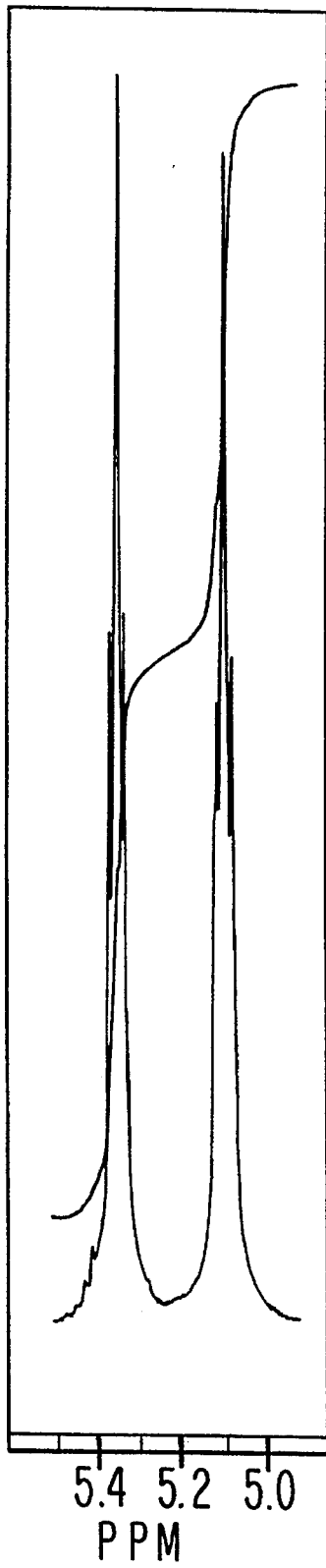


FIG. 27-B

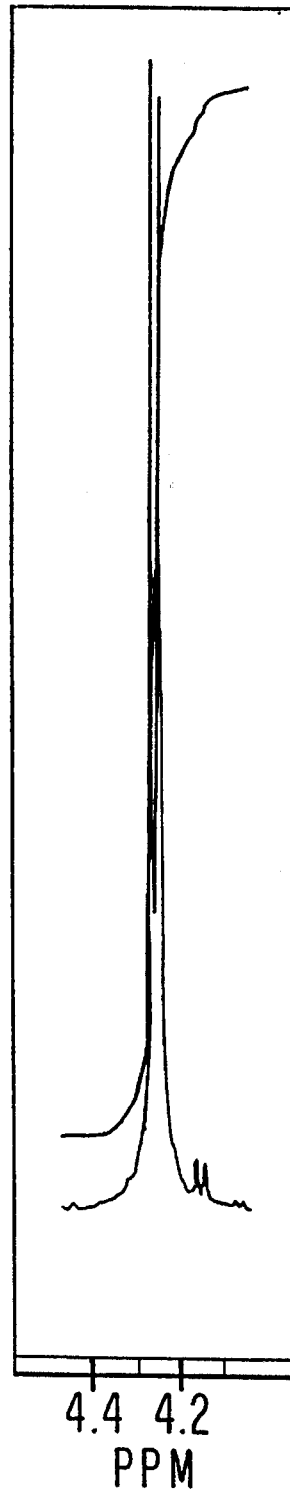


FIG.27-C

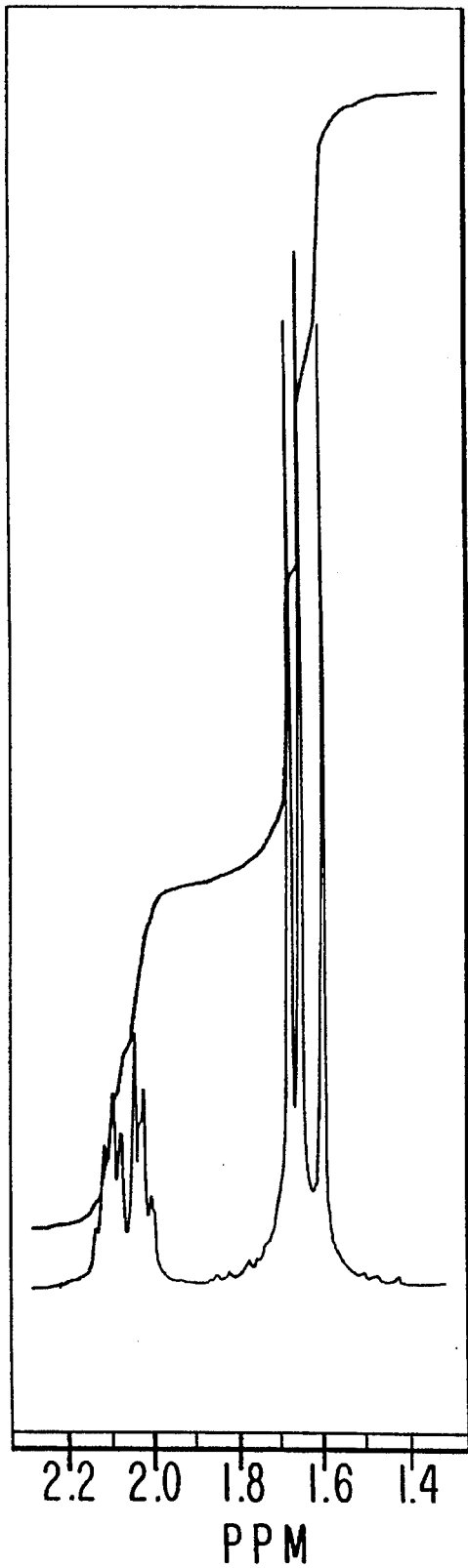


FIG.27-D




FIG. 28

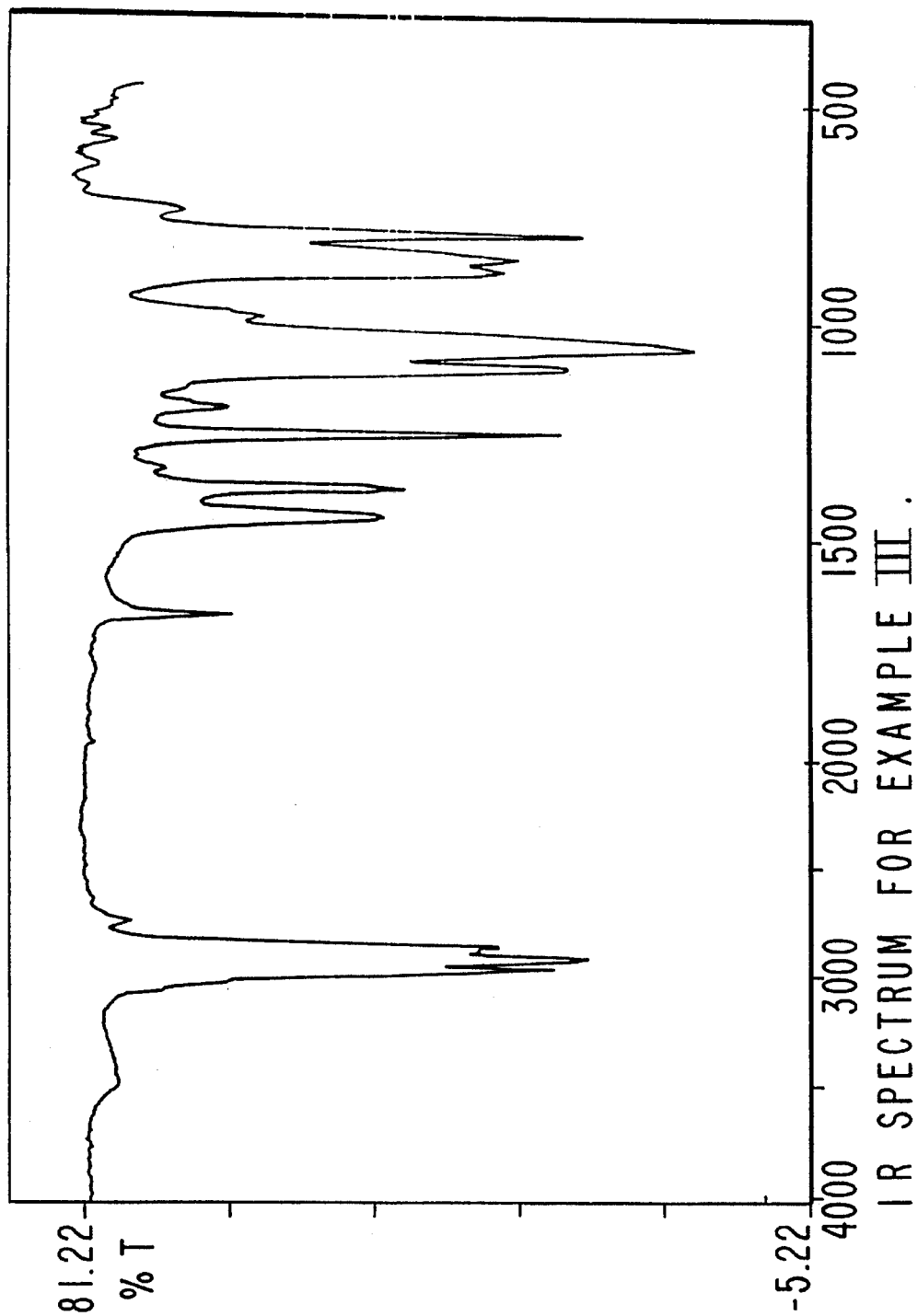




FIG. 29



GLC PROFILE FOR EXAMPLE IV.  
CRUDE

FIG. 30



GLC PROFILE FOR EXAMPLE IV,  
FRACTION 13

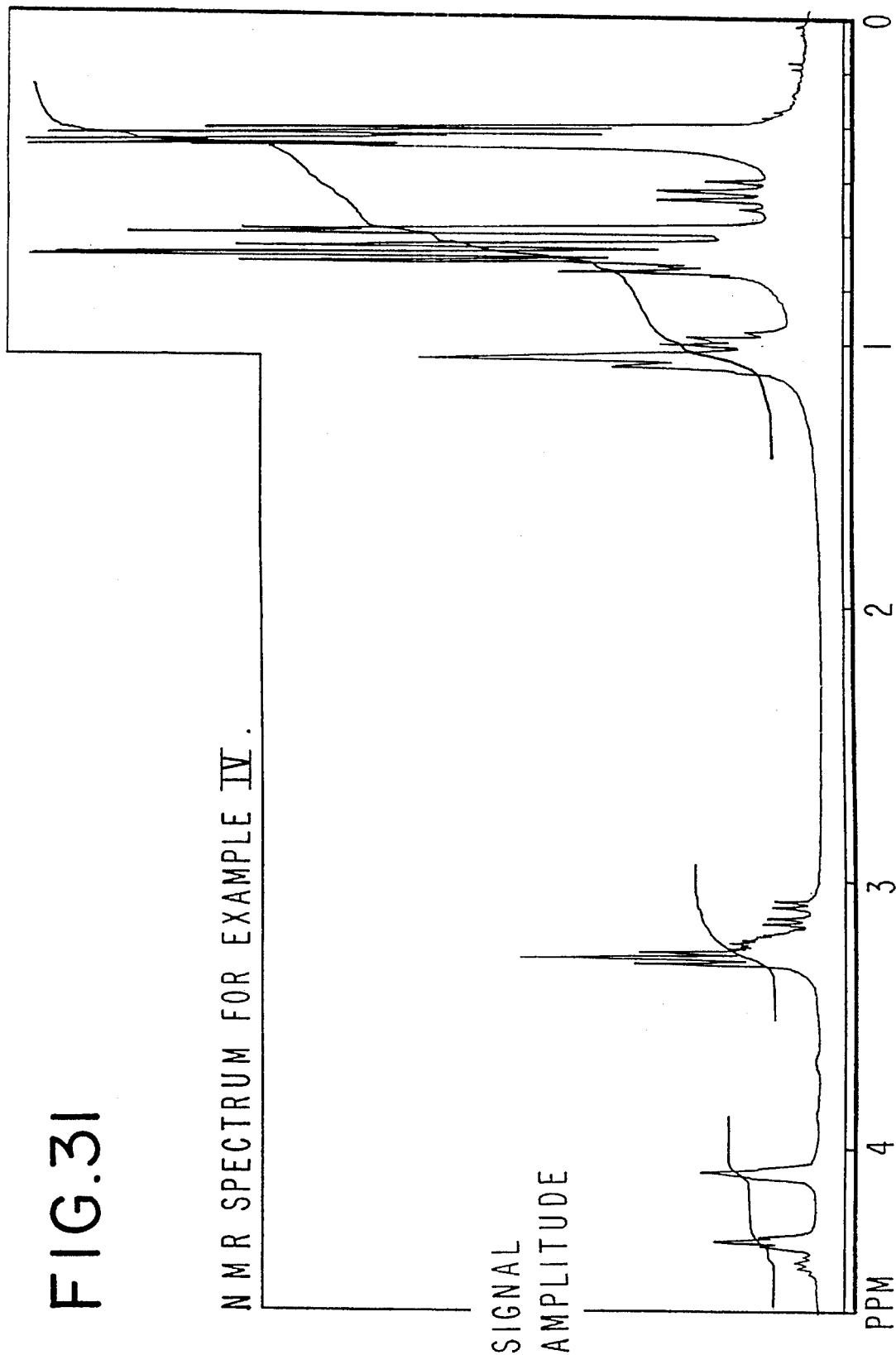
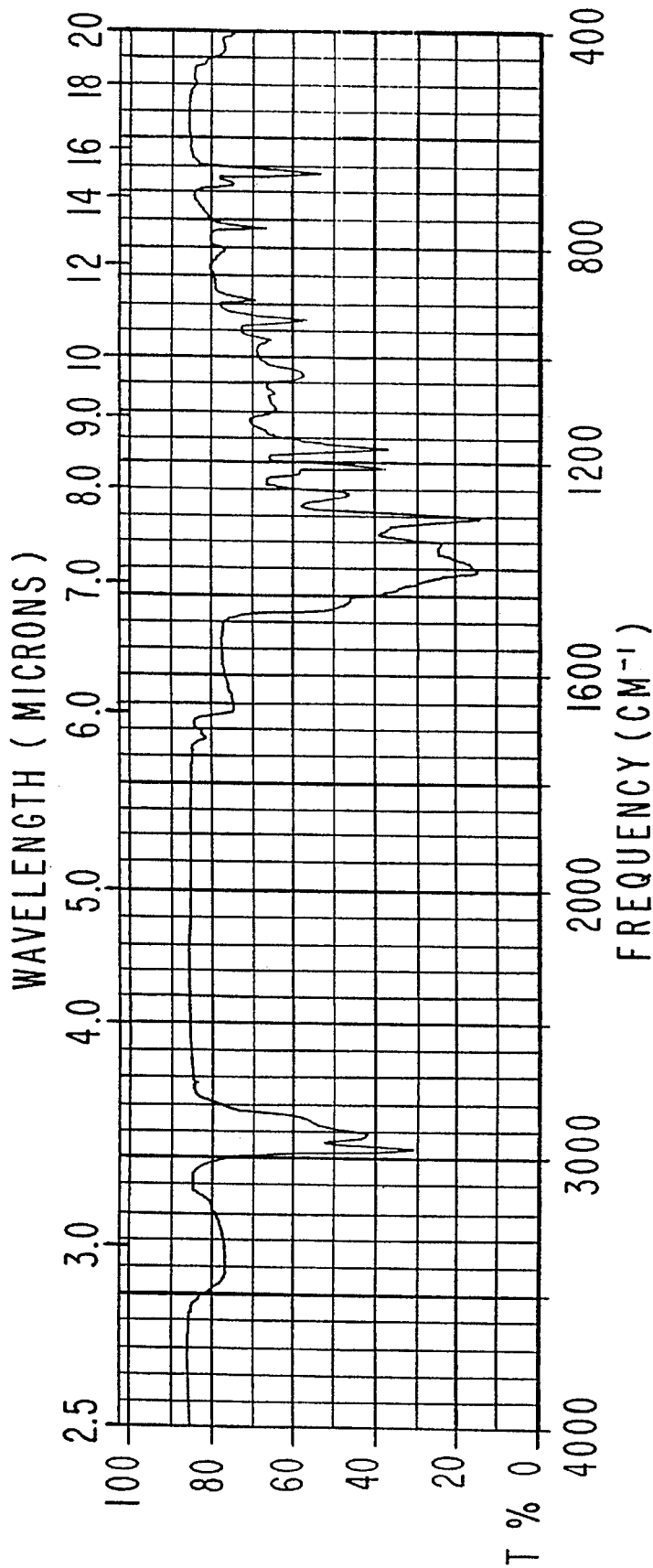


FIG. 3I

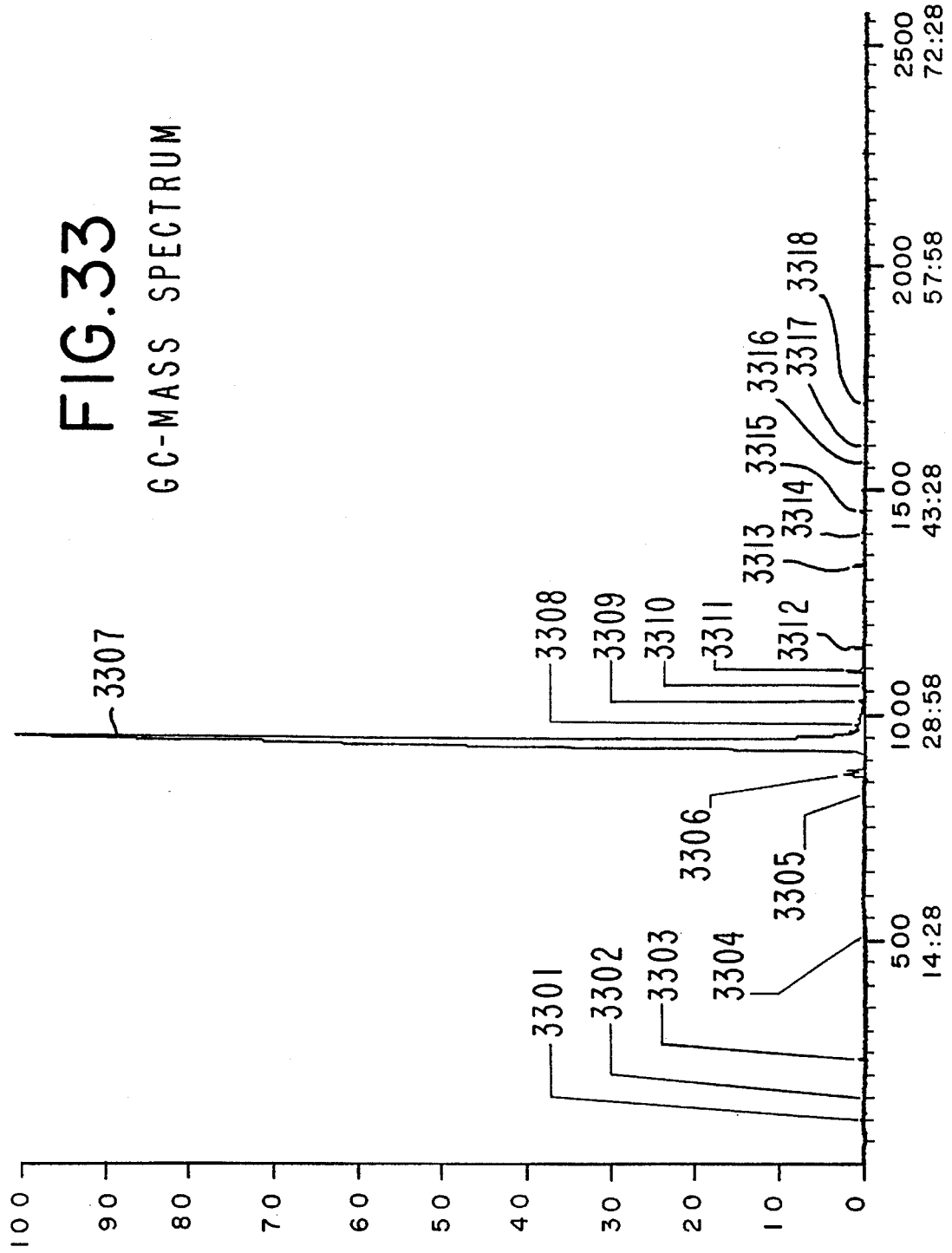
NMR SPECTRUM FOR EXAMPLE IV.

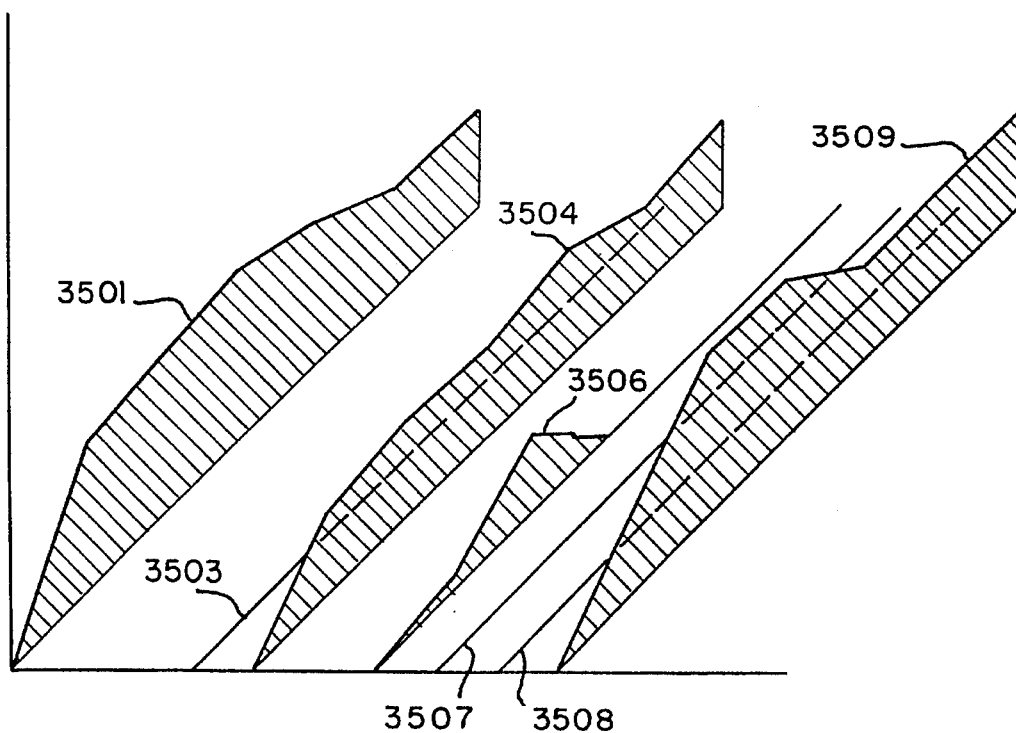
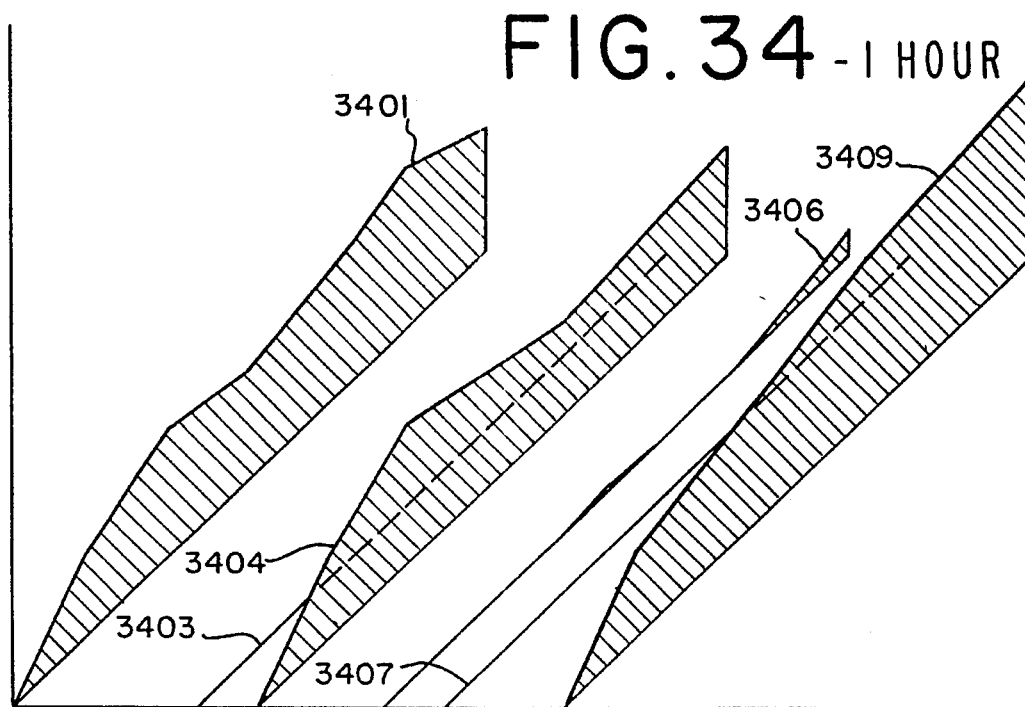


FIG. 32



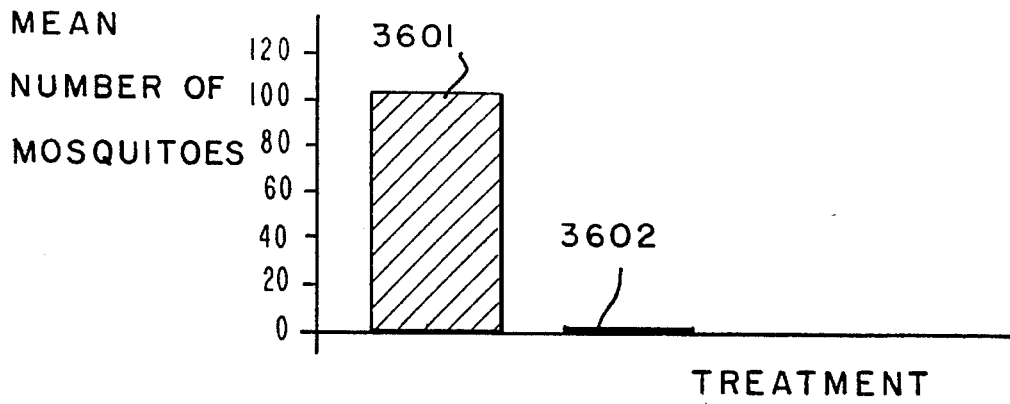
IR SPECTRUM FOR EXAMPLE IV.



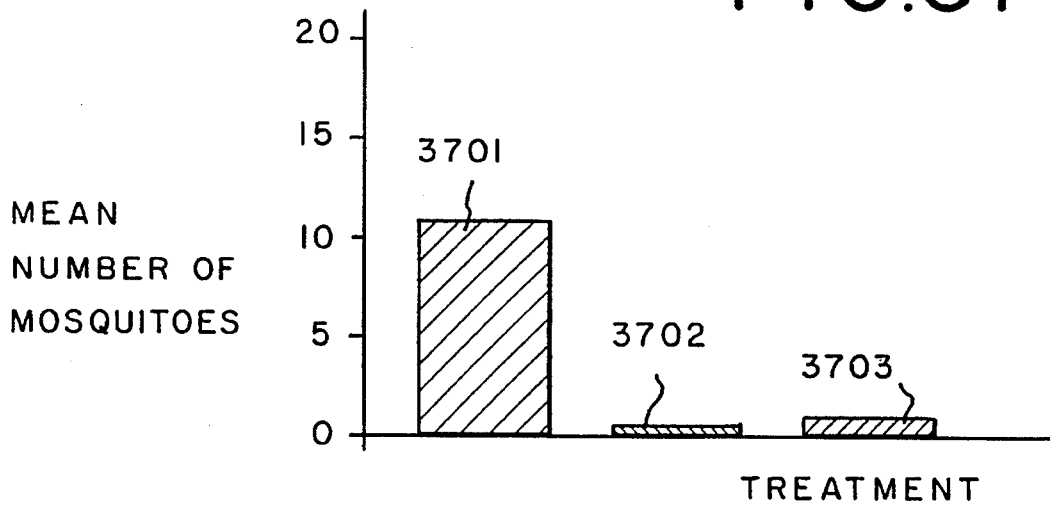


### FIG. 35 - 6 HOURS

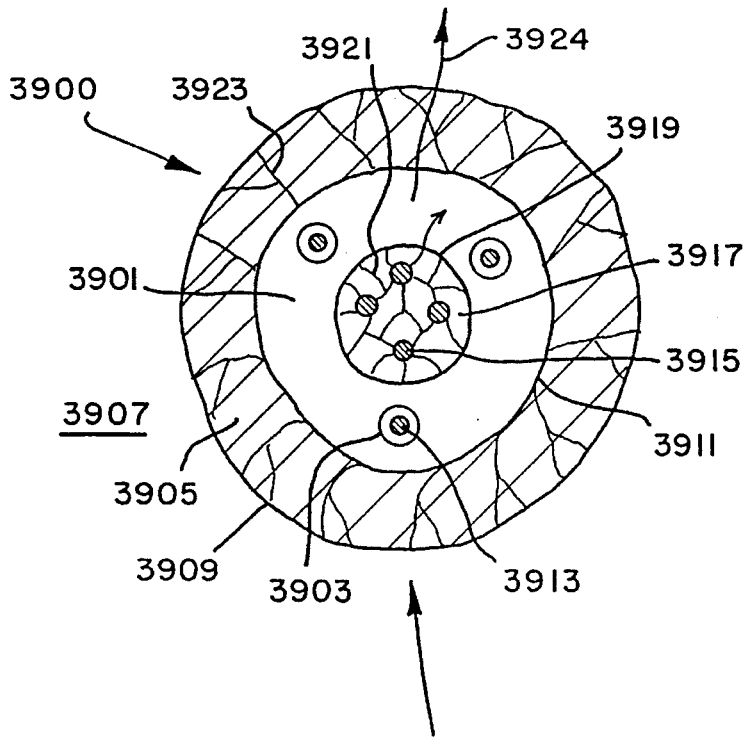
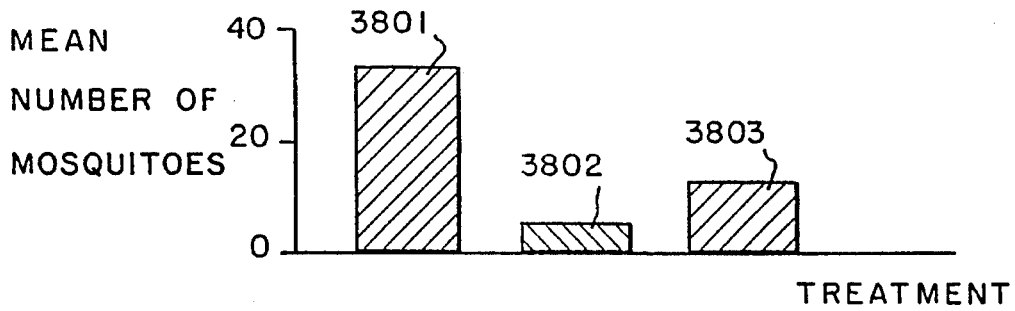
# FIG.36



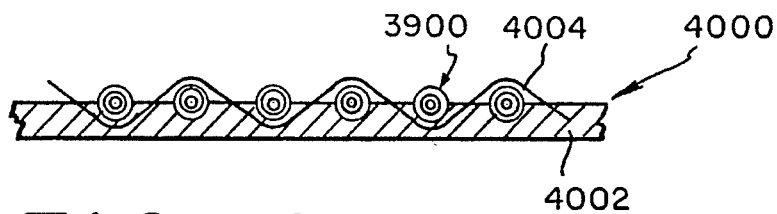
# FIG.37



# FIG. 38

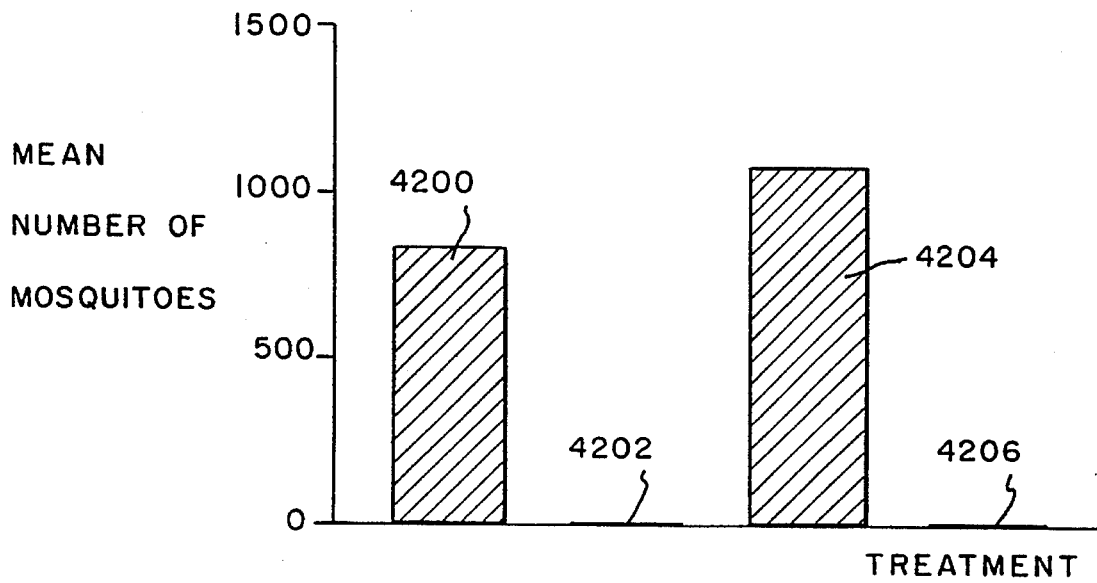
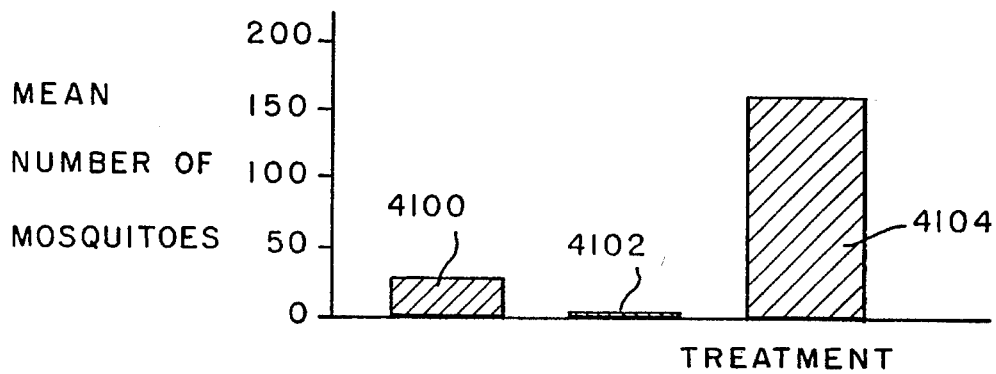


# FIG. 39



# FIG. 40

# FIG. 41



# FIG. 42

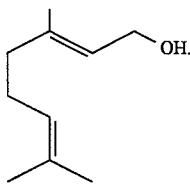
1

## INSECT REPELLENT COMPOSITIONS AND METHODS FOR USING SAME

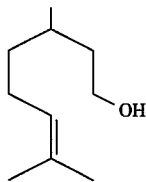
This is a divisional of pending prior Application, Ser. No. 08/265,219 filed on Sep. 22, 1994 which, in turn, is a Continuation-in-part of Application for U.S. Letters Patent, Ser. No. 07/948,142 filed in Sep. 18, 1992, now abandoned.

### BACKGROUND OF THE INVENTION

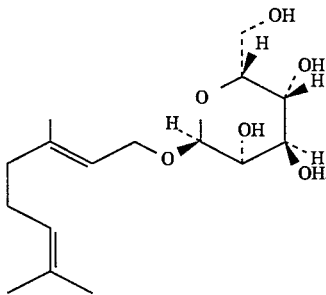
This invention relates to the use of geraniol-containing compositions consisting essentially of (i) from 50–100% by weight of geraniol having the structure:



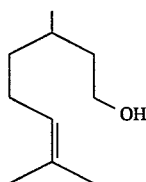
and/or a geraniol precursor (e.g., geranyloxy-1,3,2-dioxaborinane having the structure:



or beta-geraniol glucoside having the structure:

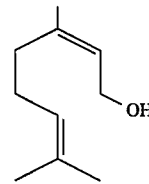


with (in cases where substantially pure geraniol is not used) the remainder of the composition being (ii) a compound selected from the group consisting of citronellol having the structure:



2

and nerol having the structure:



as repellents against house flies (*Musca domestica* L. (Diptera: Muscidae)), *Aedes aegypti*, *Culex nigripalpus*, *Aedes atlanticus*, *Culex salinarius*, *Aedes vexans*, *Culex* spp., *Simulium* spp., *Psorofera ferox*, *Aedes infirmatus*, *Drosophila melanogaster*, Coccinellidae, *Anopheles crucians*, *Psorofera columbiae*, Culicoides spp., and *Aedes* spp.

This invention also relates to the use of such compounds and compositions of matter in insect repellent soaps and the like wherein, the compositions of matter are used as such or in combination in control release systems with polymers such as biodegradable polymers.

Unsaturated alcohols including 1-octen-4-ol and 1-nonen-3-ol are known with respect to controlling insects and 1-octen-4-ol and 1-nonen-3-ol are disclosed to be so useful in repelling *Musca domestica* L. (Diptera: Muscidae) and *Aedes aegypti* in U.S. Pat. No. 4,764,367 issued on Aug. 16, 1988 and U.S. Pat. No. 5,118,711 issued on Jun. 2, 1992. Several unsaturated alcohols have been found to attract insects and others have been found to repel such insects. Thus, U.S. Pat. No. 4,152,442 issued on May 1, 1979 sets forth 6-nonen-1-ol in a composition of matter used as an attractant for the male Mediterranean fruit fly. Chem. Abstracts, Volume 103, No. 71086p concerns the synthesis of (Z)-8-dodecen-1-ol and its acetate as pheromone components of the Oriental Fruit Moth (*Grapholita molesta*). This is an abstract of the article in Acta Chem. Scan. Ser. B, 1985, B39(4), pages 267–72. U.S. Pat. No. 4,364,931 issued on Dec. 21, 1982 discloses the use of 9(Z)-tetradecen-1-ol acetate in attracting male white-line dart moths.

Chem. Abstracts, Volume 80, 1974, at No. 117098f discloses the use of trans-6-nonen-1-ol acetate as an ovipositional attractant and stimulant of the melon fly. U.S. Pat. No. 2,254,665 issued on Sep. 1, 1941, on the other hand, discloses the use of aliphatic alcohols having from 10 to 14 carbon atoms to repel insects. Examples of the aliphatic alcohols of U.S. Pat. No. 2,254,665 are all saturated alcohols, to wit:

- dodecyl alcohol;
- octyl alcohol;
- hexadecyl alcohol;
- tetradecyl alcohol; and
- undecyl alcohol.

U.S. Pat. No. 2,254,665 fails to disclose the use of unsaturated alcohols in insect repellent compositions.

Chem. Abstracts, Volume 74, 1974, at No. 99419f discloses various nonenyl acetates as attractants for female melon flies (abstract of J. Med. Chem. 1971, 14(3), pages 236–9) including trans-2-nonen-1-yl acetate.

On the other hand, Beroza, Materials Evaluated As Insecticides, Repellents and Chemosterilants at Orlando and Gainesville, Fla., 1952–1964. Agriculture Handbook No. 340, published by The Agricultural Research Service, U.S. Department of Agriculture, August, 1967 discloses the following items 5443–5452 as insect repellents (on a scale of 1–10) as follows:

3

Item 5443-3-phenyl-2-octen-1-ol repels the yellow fever mosquito from cloth at a level of "1" on a scale of 1-10.

Item 5444-2,6-dimethyl-4-octen-3-ol repels the yellow fever mosquito from cloth at a level of "1" on a scale of 1-10.

Item 5445-3,6-dimethyl-5-octen-3-ol repels the yellow fever mosquito from cloth at a level of "1" on a scale of 1-10.

Item 5446-3-6-dimethyl-5-octen-3-ol acetate repels the yellow fever mosquito from cloth at a level of "1" on a scale of 1-10.

Item 5447-2,7-dimethyl-5-octen-4-ol acetate repels the yellow fever mosquito from cloth at a level of "1" on a scale of 1-10.

Item 5448-3,7-dimethyl-6-octen-1-ol repels the yellow fever mosquito from cloth at a level of "2" on a scale of 1-10.

Item 5449-3,7-dimethyl-6-octen-1-ol carbanilate repels the yellow fever mosquito from cloth at a level of "1" on a scale of 1-10.

Item 5450-3,7-dimethyl-6-octen-2-ol repels the yellow fever mosquito from cloth at a level of "1" on a scale of 1-10.

Item 5451-3,6-dimethyl-6-octen-3-ol repels the yellow fever mosquito from cloth at a level of "1" on a scale of 1-10.

Item 5452-3,7-dimethyl-6-octen-3-ol repels the yellow fever mosquito from cloth at a level of "2" on a scale of 1-10.

Beroza, Agriculture Handbook No. 340 at Item 7977 indicates that undecyl alcohol acetate has insect repelling properties as follows:

Yellow fever mosquito: "1" on a scale of 1-10

Tick at a level of "2" on a scale of 1-10.

European Published Patent Application 478,846 (abstracted at Chem. Abstracts, Volume 116:250531v discloses the use of borneol as an "environmentally friendly" ant repellent. U.S. Pat. No. 4,774,081 issued Sep. 27, 1988 and corresponding European Application 275,085 discloses as an example of a contact insect repellent against cockroaches and other crawling insects, citronellol, geraniol, nerol and butyl hydroxy anisole and mixtures thereof (column 2, lines 31-39). Chem. Abstracts, Volume 105:204742q discloses that compounds from the leaves of bay (*Laurus nobilis* L.) are useful repellents for *Tribolium castaneum* (Herbst) and these compounds include, inter alia, geraniol when present at 50 ppm. Chem. Abstracts, Volume 113:110945w (abstract of Japan Kokai Tokkyo Koho 02/67202) discloses that, inter alia, linalool, geraniol, citronellol and nerol are repellents when incorporated into porous inorganic microcapsules against cockroaches, slugs, ants, etc. Chem. Abstracts, Volume 104:30390k discloses the repellency against house flies of citronellol.

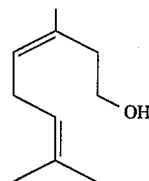
However, attractancy of geraniol towards certain insect genuses is disclosed in "Handbook of Insect Pheromones and Sex Attractants" Mayer et al CRC Press, 1991 at page 708, 709, 866 and 867.

Biodegradable polymers containing insect repellents including polymers containing at least a major proportion of poly(epsilon caprolactone) homopolymers are disclosed by Munteanu, et al, in U.S. Pat. No. 4,496,467 issued on Jan. 29, 1985, U.S. Pat. No. 4,469,613 issued on Sep. 4, 1984 and U.S. Pat. No. 4,548,764 issued on Oct. 22, 1985.

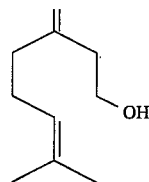
Referring back to Beroza, Materials Evaluated As Insecticides, Repellents And Chemosterilants at Orlando and

4

Gainesville, Fla., 1952-1964 (cited, supra) Beroza discloses that the compound having the structure:



taken in admixture with the compound having the structure:



have repellency against the yellow fever mosquito on cloth at a level of "2" on a scale of 1-10.

PCT Application 91/15118 published on Oct. 17, 1991 (Beldock, et al) alleges the use of a mixture of geraniol in combination with terpineol, citronella and rhodenol extract as repellents against ticks and biting flies including mosquitoes and black flies. It is alleged in PCT Application 91/15118 that the composition of matter TREO® containing:

0.06% terpineol;

0.05% citronella;

0.08% rhodenol extract; and

0.06% geraniol

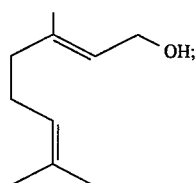
is such a useful insect repellent composition.

Brattsten, "Cytochrome P-450 involvement in the Interactions between plant terpenes and insect herbivores", Chapter 10 of "Plant Resistance to Herbivores", ed. P. A. Hedin, pages 173-195, ACS Symposium Series 208, Washington, D.C., 1983 discloses the repellency of geraniol per se against house flies in Table II on page 179.

Prior art published prior to the instant invention followed by reduction to practice of the instant invention of the instant patent application does not teach applicants' invention.

#### BRIEF DESCRIPTION OF THE DRAWINGS

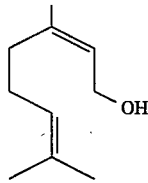
FIG. 1 is a series of graphs depicted in three dimensions (in a rectangular mode for the "X" and "Y" axes) showing the relative attractiveness or repellency of air, lavender absolute and a mixture of geraniol, citronellol and nerol containing 61.49 mole percent geraniol having the structure:



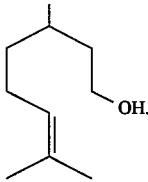


5

13.98 mole percent nerol having the structure:

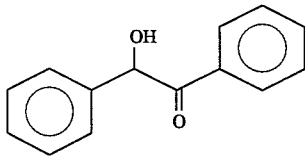


and 24.53 mole percent citronellol having the structure:



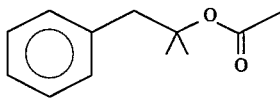
The graphs are based on experiments run for a period of six hours with six intervals of one hour each using as the insect to be tested the mosquito (*Aedes aegypti*). The results are tabulated in Table I, infra.

FIG. 2 is a series of graphs depicted in three dimensions (in a rectangular mode for the "X" and "Y" axes) showing the relative attractiveness or repellency of benzoin having the structure:



and a mixture of 61.49 mole percent geraniol; 13.98 mole percent nerol and 24.53 mole percent citronellol. The graphs are based on experiments run for a period of six hours with six intervals of one hour each using as the insect to be tested the house fly *Musca domestica* L. (Diptera: Muscidae). The results are tabulated in Table II, infra.

FIG. 3 is a series of graphs depicted in three dimensions (in a rectangular mode for the "X" and "Y" axes) showing the relative attractiveness or repellency of tridecene nitrile, air, jasmine absolute, dimethyl benzyl carbinyl acetate having the structure:

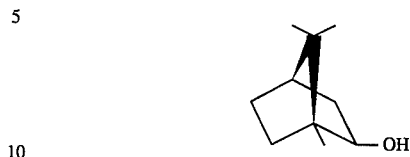


and a mixture containing 81.28 mole percent geraniol and 18.72 mole percent of a mixture of nerol and citronellol with the mole ratio of citronellol:nerol being 1.78. The graphs are based on experiments run for a period of six hours with six intervals of one hour each using as the insect to be tested the house fly, *Musca domestica* L. (Diptera: Muscidae). The results are tabulated in Table III, infra.

FIG. 4 is a series of graphs depicted in three dimensions (in a rectangular mode for the "X" and "Y" axes) showing the relative attractiveness and repellency of air and a mixture containing 61.49 mole percent geraniol, 13.98 mole percent nerol and 24.53 mole percent citronellol. The graphs are based on experiments run for a period of twelve hours with six intervals of two hours each using as the insect to be tested the mosquito (*Aedes aegypti*). The results are tabulated in Table IV, infra.

6

FIG. 5A is a series of graphs depicted in three dimensions (in a rectangular mode for the "X" and "Y" axes) showing the relative attractiveness or repellency of borneol having the structure:



(racemic borneol), d-limonene having the structure:



and a mixture of 61.49 mole percent geraniol, 13.98 mole percent nerol and 24.53 mole percent citronellol. The graphs are based on experiments run for a period of one hour with six intervals of 10 minutes each using as the insect to be tested the mosquito, (*Aedes aegypti*). The results are tabulated in Table V(A), infra.

FIG. 5B is a series of graphs depicted in three dimensions (in a rectangular mode for the "X" and "Y" axes) showing the relative attractiveness or repellency for racemic borneol, d-limonene, air and a mixture of 61.49 mole percent geraniol, 13.98 mole percent nerol and 24.53 mole percent citronellol. The graphs are based on experiments run for a period of six hours with six intervals of one hour each using as the insect to be tested the mosquito (*Aedes aegypti*). The results are tabulated in Table V(B), infra.

FIG. 5C is a series of graphs depicted in three dimensions (in a rectangular mode for the "X" and "Y" axes) showing the relative attractiveness or repellency of air, d-limonene, racemic borneol and a mixture of 61.49 percent geraniol, 13.98 percent nerol and 24.53 percent citronellol. The graphs are based on experiments run for a period of twelve hours with six intervals of two hours each using as the insect to be tested the mosquito (*Aedes aegypti*). The results are tabulated in Table V(C), infra.

FIG. 6A is a series of graphs depicted in three dimensions (in a rectangular mode for the "X" and "Y" axes) showing the relative attractiveness or repellency of air and a mixture of 61.49 mole percent geraniol, 13.98 mole percent nerol and 24.53 mole percent citronellol. The graphs are based on experiments run for a period of one hour with six intervals of ten minutes each using as the insect to be tested the mosquito (*Aedes aegypti*). The results are tabulated in Table VI(A), infra.

FIG. 6B is a series of graphs depicted in three dimensions (in a rectangular mode for the "X" and "Y" axes) showing the relative attractiveness or repellency of air and a mixture of 61.49 mole percent geraniol, 13.98 mole percent nerol and 24.53 mole percent citronellol. The graphs are based on experiments run for a period of six hours with six intervals of one hour each using as the insect to be tested the mosquito (*Aedes aegypti*). The results are tabulated in Table VI(B), infra.

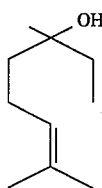
FIG. 7A is a series of graphs depicted in three dimensions (in a rectangular mode for the "X" and "Y" axes) showing the relative attractiveness and repellency of air and a mixture of 61.49 mole percent geraniol, 13.98 mole percent nerol and 24.53 mole percent citronellol. The graphs are based on

7

experiments run for a period of one hour with six intervals of ten minutes each using as the insect to be tested the mosquito (*Aedes aegypti*). The results are tabulated in Table VII(A), infra.

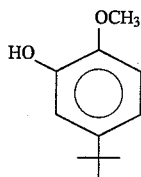
FIG. 7B is a series of graphs depicted in three dimensions (in a rectangular mode for the "X" and "Y" axes) showing the relative attractiveness and repellency of air and a mixture of 61.49 mole percent geraniol, 13.98 mole percent nerol and 24.53 mole percent citronellol. The graphs are based on experiments run for a period of six hours with six intervals of one hour each using as the insect to be tested the mosquito (*Aedes aegypti*). The results are tabulated in Table VII (B), infra.

FIG. 8A is a series of graphs depicted in three dimensions (in a rectangular mode for the "X" and "Y" axes) showing the relative attractiveness or repellency of benzaldehyde, air, dihydrolinalool having the structure:



and the composition of matter TREO® (a trademark of Primavera Products Inc. of Northvale, N.J.). TREO® is indicated to contain the following ingredients:

Octyl methoxycinnamate;  
Benzophenone-3;  
Octyl salicylate;  
Water;  
Glycerin;  
Octylpalmitate;  
PVP/Eicosene Copolymer;  
Stearic Acid;  
Cetyl phosphate;  
DEA Cetyl Phosphate;  
Steapyrinium Chloride;  
Cetyl Alcohol;  
Dimethicone;  
Glyceryl Stearate;  
Imidazolidinyl Urea;  
Methylparaben; and  
propylparaben;  
Butylated Hydroxy Anisole having the structure:

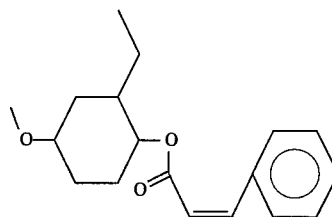


and a complicated mixture of perfumery materials including:

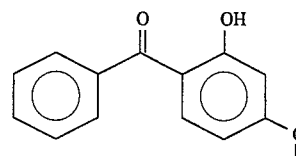
D-Limonene;  
Phenylethyl alcohol;  
Cis-Hexenyl Acetate;  
Alpha-Terpineol;  
Benzyl Acetate;  
Citronellol;

8

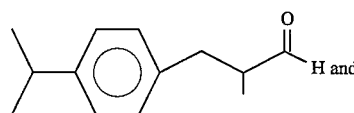
Geraniol; and  
Cyclamal;  
4-Methoxy-2-ethylhexyl cinnamate having the structure:



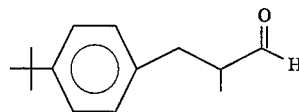
Uvinol M-40 having the structure:



Cyclamal having the structure:



Lilial having the structure:



The graphs are based on experiments run for a period of one hour with six intervals of ten minutes each using as the insect to be tested the mosquito (*Aedes aegypti*). The results are tabulated in Table VIII(A), infra.

FIG. 8B is a series of graphs depicted in three dimensions (in a rectangular mode for the "X" and "Y" axes) showing the relative attractiveness or repellency of benzaldehyde, dihydrolinalool, air and TREO®. The graphs are based on experiments run for a period of six hours with six intervals of one hour each using as the insect to be tested the mosquito (*Aedes aegypti*). The results are tabulated in Table VIII(B), infra.

FIG. 9 is a cut-away side elevation schematic diagram of a screw extruder during the compounding of a resin with insect attractants or repellents including either the geraniol composition useful in our invention or one or more of the attractants, to wit:

Lavender absolute;  
Benzoin;  
Dimethyl benzyl carbinyl acetate;  
Jasmine absolute;  
Racemic borneol;  
d-Limonene; and/or  
Dihydro linalool

while simultaneously adding foaming agent into the hollow portion of the barrel of the extruder and incorporates the pelletizing apparatus used in the pelletizing of the extruded foamed tow product produced as a result of the extrusion operation.

FIG. 10 is a cut-away side elevation view of the base section of the olfactometer apparatus used in carrying out the testing of the attractants or repellents of our invention indicating in schematic block flow diagram form the utilization of computer-assisted efficacy measuring apparatus; but showing only an air supply entry into the side ports of the olfactometer apparatus with the treatment agent being contained in a control release matrix upstream from the air supply source.

FIG. 11 is a perspective view of an ellipsoidally shaped detergent tablet containing a solid core which includes fused foamed polymeric particles which contain insect repellents which are one of the geraniol-containing compositions of our invention and, if desired, also containing an additional polymer, e.g., polyethylene. The polymer particles may, if desired, also contain additional aromatizing agents.

FIG. 12 is the top view of the ellipsoidally-shaped detergent tablet of FIG. 11.

FIG. 13 is a cut-away front view of the ellipsoidally-shaped detergent tablet of FIG. 11 in the direction of the arrows in FIG. 12.

FIG. 14 is a side-view of the ellipsoidally-shaped detergent tablet of FIG. 11.

FIG. 15 is a perspective view of a rectangular parallelepiped-shaped detergent tablet containing a rectangular parallelepiped-shaped core comprising a major proportion of fused foamed polymeric particles which contain insect repellents (e.g., one of the geraniol-containing compositions of our invention) and may or may not be aromatized and, if desired, an additional polymer which may or may not contain insect repellent compositions and which may or may not be aromatized.

FIG. 16 is a top view of the rectangular parallelepiped-shaped detergent tablet of FIG. 15.

FIG. 17 is a cut-away front view of the rectangular parallelepiped-shaped tablet of FIG. 15 looking in the direction of the arrows in FIG. 16.

FIG. 18 is a perspective view of an ellipsoidally-shaped detergent tablet containing a hollow insect repellent agent (and if desired an aromatizing agent) containing core which includes fused foamed polymeric particles containing insect repellent and if desired aromatizing agent or, in the alternative, a hollow core of fused foamed polymer wherein the insect repellent (and if desired the aroma imparting agent) is in the solid polymer and not in the void of the plastic core.

FIG. 19 is a top view of the ellipsoidally-shaped detergent tablet of FIG. 18.

FIG. 20 is a front cut-away view of the ellipsoidally-shaped detergent tablet of FIG. 18 looking in the direction of the arrows in FIG. 19, the core thereof being hollow and either containing an insect repellent material (and if desired an aroma imparting liquid) or in the alternative being a hollow core wherein the insect repellent material (and if desired the aroma imparting material) is in the solid fused foamed polymeric particles which make up the core and wherein the void does not contain anything.

FIG. 21 is a perspective view of the semiochemical field trap for testing the attractiveness or repellency for blood feeding arthropods using the geraniol-containing repellency composition of our invention or the attractants of our invention which may be either:

- Lavender absolute;
- Benzoin;
- Dimethyl benzyl carbinyl acetate;
- Jasmine absolute;
- Racemic borneol;

d-Limonene; and/or

Dyhydro Linalool.

The semiochemical field trap is described in detail in application for U.S. Pat. No. Ser. No. 887,138 filed on May 22, 1992 the specification for which is incorporated herein by reference.

FIG. 22 is the GC-Mass spectrum for a market sample of TREO® marketed by Primavera Products, Inc. of Northvale, N.J. (conditions: 50 meter  $\times$ 0.32 mm FS-OV-1 column programmed from 50° C.-225° C. at 2° C. per minute).

FIG. 23 is a series of graphs depicted in three-dimensions (in a rectangular mode for the "X" and "Y" axes) showing the relative attractiveness or repellency of various compositions of matter for mosquitoes (*Aedes aegypti*) of the materials:

- (i) mixture containing 61.54 mole percent geraniol, 24.5 mole percent citronellol and 13.98 mole percent nerol;
- (ii) mixture containing 98.95 mole percent geraniol and 1.05 mole percent nerol;
- (iii) mixture containing 81.8 mole percent geraniol, 11.66 mole percent citronellol; and 6.53 mole percent nerol; and
- (iv) air.

The graphs are based on experiments run for a total of one hour with six intervals of ten minutes each. The results are tabulated in Table IX(A), infra.

FIG. 24 is a series of graphs depicted in three dimensions (in a rectangular mode for the "X" and "Y" axes) showing the relative attractiveness or repellency for mosquitoes (*Aedes aegypti*) of the following compositions of matter:

- (i) mixture of 61.54 mole percent geraniol, 24.5 mole percent citronellol and 13.98 mole percent nerol;
- (ii) mixture of 98.95 mole percent geraniol and 1.05 mole percent nerol;
- (iii) mixture of 81.8 mole percent geraniol, 11.66 mole percent citronellol and 6.53 mole percent nerol; and
- (iv) air.

The graphs are based on experiments run for a total of six hours with six intervals of one hour each. The results are tabulated in Table IX(B), infra.

FIG. 25 is the GLC profile for the crude reaction product of Example III containing the compounds having the structures:

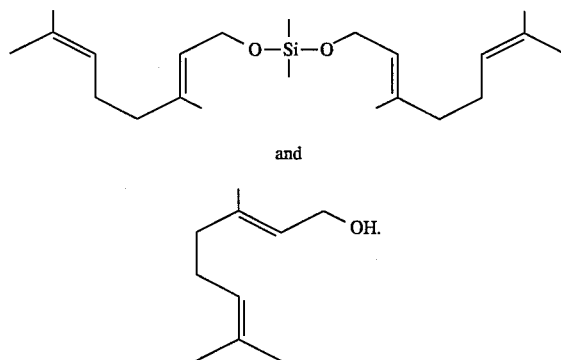


FIG. 26 is the GLC profile for distillation Fraction 2 of the distillation of the reaction product of Example III containing the compound having the structure:

11

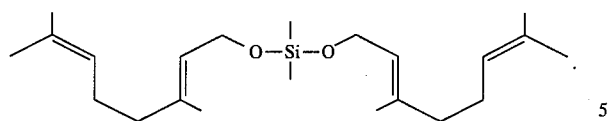
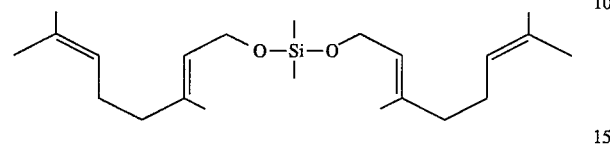


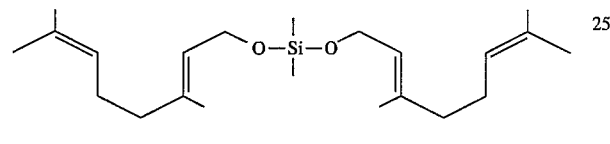
FIG. 27 is the NMR spectrum for the compound having the structure:



prepared according to Example III.

FIGS. 27A, 27B, 27C and 27D are enlargements of sections "A", "B", "C" and "D" of the NMR spectrum of FIG. 27

FIG. 28 is the infra-red spectrum for the compound having the structure:



prepared according to Example III.

FIG. 29 is the GLC profile for the crude reaction product of Example IV containing the compound having the structure:

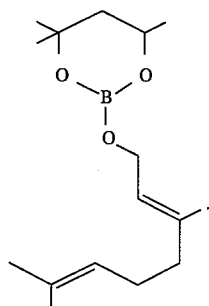
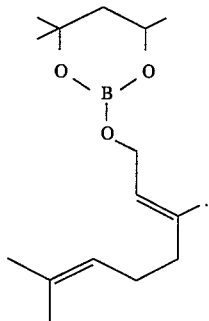
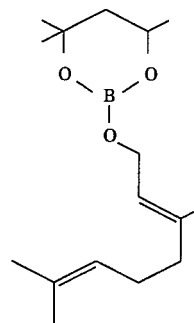


FIG. 30 is the GLC profile for distillation Fraction 13 of the distillation of the reaction product of Example IV containing the compound having the structure:



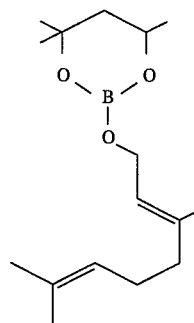
12

FIG. 31 is the NMR spectrum for the compound having the structure:



prepared according to Example IV.

FIG. 32 is the infra-red spectrum for the compound having the structure:

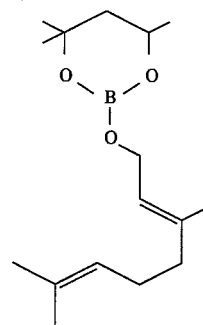


produced according to Example IV.

FIG. 33 is the GC-mass spectrum for substantially pure geraniol (95.40%) produced in Yunnan Province, Peoples Republic of China (Conditions: Fused silica OV-1 column programmed at 75°-220° C. at 2° C. per minute).

FIG. 34 is a series of graphs depicted in three dimensions (in a rectangular mode for the "X" and "Y" axes) showing the relative attractiveness or repellency for the mosquitoes, *Aedes aegypti* of the following compositions of matter:

(i) geranyloxy-1,3,2-dioxyborinane having the structure:



(ii) magnesium aluminum silicate;

(iii) "natural" geraniol ex Yunnan Province, PRC the GC-mass spectrum of which is set forth in FIG. 33 described, supra;

(iv) mixture of 61.54 mole percent geraniol, 24.5 mole percent citronellol and 13.98 mole percent nerol;

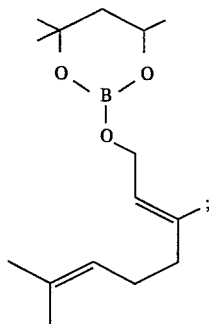
(v) 3 percent solution of geraniol in isopropyl myristate; and

(vi) air.

The graphs are based on experiments run for a total of one hour with six intervals of ten minutes each. The results are tabulated in Table X(A), infra.

FIG. 35 is a series of graphs depicted in three dimensions (in a rectangular mode for the "X" and "Y" axes) showing the relative attractiveness or repellency for the mosquitoes, *Aedes aegypti*, of the following compositions of matter:

(i) geranyloxy-1,3,2-dioxaborinane having the structure:



(ii) magnesium aluminum silicate;

(iii) "natural" geraniol ex Yunnan Province, PRC the GC-mass spectrum of which is set forth in FIG. 33 described, supra;

(iv) mixture of 61.54 mole percent geraniol, 24.5 mole percent citronellol and 13.98 mole percent nerol;

(v) 3 percent solution of geraniol in isopropyl myristate; and

(vi) air.

The graphs are based on experiments run for a total of six hours with six intervals of one hour each. The results are tabulated in Table X(B), infra.

FIG. 36 is a graph, in two dimensions, setting forth the results of a replicated series of experiments utilizing the field olfactometer of FIG. 21 (6 ports/6 infra-red light emitting diodes) showing the relative mean attractiveness for the insects:

*Culex nigripalpus*;

*Aedes atlanticus*;

*Culex salinarius*;

*Aedes vexans*;

*Culex* spp.;

*Simulium* spp.;

*Psoroferia ferox*;

*Aedes infirmatus*;

*Drosophila melanogaster*;

Coccinellidae;

*Anopheles crucians*;

*Psoroferia columbiae*;

*Culicoides* spp.; and

*Aedes* spp.

of the following compositions of matter:

(i) a 50:50 mole ratio of air:CO<sub>2</sub> with the CO<sub>2</sub> rate at 2.71 gram-moles per hour; and

(ii) 95.4% "natural" geraniol ex Yunnan Province (PRC), the subject of the GC-mass spectrum of FIG. 33.

FIG. 37 is a graph in two dimensions showing the mean number of the insects:

*Culex nigripalpus*;

*Aedes atlanticus*;

*Culex salinarius*;

*Aedes vexans*;

*Culex* spp.;

*Simulium* spp.;

*Psoroferia ferox*;

*Aedes infirmatus*;

*Drosophila melanogaster*;

Coccinellidae;

*Anopheles crucians*;

*Psoroferia columbiae*;

*Culicoides* spp.; and

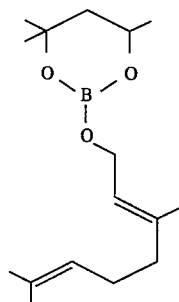
*Aedes* spp.

(on the "Y" axis) versus treatment substance (on the "X" axis) showing the relative attractiveness for such insects of the following compositions of matter:

(i) a 50:50 mole:mole mixture of air and CO<sub>2</sub> with the CO<sub>2</sub> rate being 2.71 gram-moles per hour;

(ii) mixture of 81.8 mole percent geraniol, 11.66 mole percent citronellol and 6.53 mole percent nerol;

(iii) geranyloxy-1,3,2-dioxaborinane having the structure:



The results of replicated experiments using the apparatus (field olfactometer) illustrated in FIG. 21 and described in detail, infra.

FIG. 38 is a graph in two dimensions showing the mean number of the insects:

*Culex nigripalpus*;

*Aedes atlanticus*;

*Culex salinarius*;

*Aedes vexans*;

*Culex* spp.;

*Simulium* spp.;

*Psoroferia ferox*;

*Aedes infirmatus*;

*Drosophila melanogaster*;

Coccinellidae;

*Anopheles crucians*;

*Psoroferia columbiae*;

*Culicoides* spp.; and

*Aedes* spp.

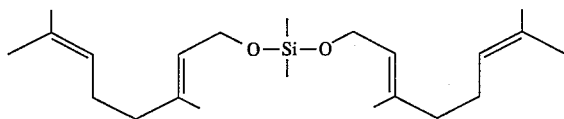
on the "Y" axis versus the treatment substance on the "X" axis, showing the relative attractiveness for such insects of the following compositions of matter:

(i) a 50:50 mole:mole mixture of air and CO<sub>2</sub> with the CO<sub>2</sub> rate being 2.71 gram-moles per hour;

(ii) mixture of 61.54 mole percent geraniol, 24.5 mole percent citronellol and 13.98 mole percent nerol;

15

(iii) digeranyloxydimethylsilane having the structure:



prepared according to Example III.

The graph shows replicated experiments run using the apparatus (field olfactometer) illustrated in FIG. 21 and described in detail, infra.

FIG. 39 is a schematic cut-away side elevation view, showing a geranyl glycoside control release system wherein the geranyl glycoside molecules are continually and slowly treated, in series with enzymes which are fixed-bed enzymes causing geraniol to be evolved from the particles in a controlled release manner.

FIG. 40 is a schematic cut-away side elevation view of cloth having imbedded therein the particles of FIG. 39 whereby the cloth acts as an insect repellent cloth on use thereof.

FIG. 41 is a graph in two dimensions showing the mean number of the insects:

*Culex nigripalpus*;  
*Aedes atlanticus*;  
*Culex salinarius*;  
*Aedes vexans*;  
 Culex spp.;  
 Simulium spp.;  
*Psoroferia ferox*;  
*Aedes infirmatus*;  
*Drosophila melanogaster*;  
 Coccinellidae;  
*Anopheles crucians*;  
*Psoroferia columbiae*;  
 Culicoides spp.; and  
 Aedes spp.

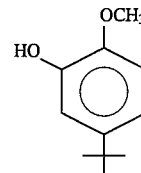
on the "Y" axis versus the treatment substance on the "X" axis, showing the relative attractiveness for such insects of the following Compositions of matter:

- (i) a 50:50 mole:mole mixture of air and CO<sub>2</sub> with the CO<sub>2</sub> rate being 2.71 gram-moles per hour;
- (ii) 95.40 percent "natural" geraniol ex Yunnan Province (PRC) the GC-mass spectrum for which is set forth in FIG. 33;
- (iii) the composition of matter, TREO® (a trademark of Primavera Products Inc. of Northvale, N.J.). TREO® is indicated to contain the following ingredients:

Octyl methoxycinnamate;  
 Benzophenone-3;  
 Octyl salicylate;  
 Water;  
 Glycerin;  
 Octylpalmitate;  
 PVP/Eicosene Copolymer;  
 Stearic Acid;  
 Cetyl Phosphate;  
 DEA Cetyl Phosphate;  
 Steapyrinium Chloride;  
 Cetyl Alcohol;  
 Dimethicone;

16

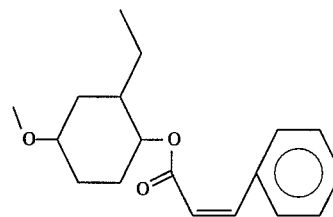
Glyceryl Stearate;  
 Imidazolidinyl Urea;  
 Methylparaben; and  
 Propylparaben.  
 Butylated Hydroxy Anisole having the structure:



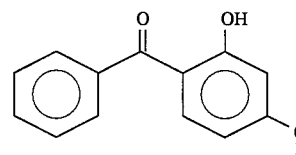
and a complicated mixture of perfumery materials including:

D-Limonene;  
 Phenylethyl alcohol;  
 Cis-Hexenyl Acetate;  
 Alpha-Terpineol;  
 Benzyl Acetate;  
 Citronellol;  
 Geraniol; and  
 Cyclamal;

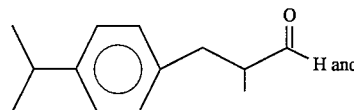
4-Methoxy-2-ethylhexyl cinnamate having the structure:



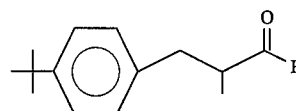
Uvinol M-40 having the structure:



Cyclamal having the structure:



Lilial having the structure:



The graph shows the results of replicated experiments carried out using the apparatus (field olfactometer) illustrated in FIG. 21 and described in detail, infra.

FIG. 42 is a bar graph showing the relative attractiveness or repellency for the mosquitoes, *Aedes aegypti* of the following compositions of matter:

- (i) air;

17

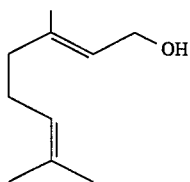
(ii) mixture of 61.54 mole percent geraniol, 24.5 mole percent citronellol and 13.98 mole percent nerol;

(iii) the composition of matter, TREO® (a trademark of Primavera Products Inc. of Northvale, N.J.) described in the brief description of FIG. 8A, supra.

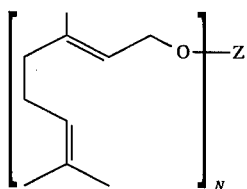
The graph sets forth on the "Y" axis number of feeding contacts and on the "X" axis, the composition in the olfactometer. The olfactometer used is that illustrated in FIG. 10 and described in detail, infra. Two to six hour feeding contact at 10 samples per minute.

### SUMMARY OF THE INVENTION

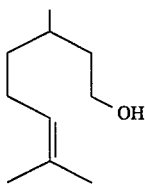
This invention relates to the use of geraniol or geraniol precursor-containing compositions which contain 50-100% by weight of geraniol having the structure:



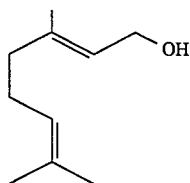
or at least one geraniol precursor having the structure:



wherein "Z" represents dioxaborinane, di-lower alkyl silyl, or glycosidyl and wherein "N" is an integer of from 1 up to 10 and, in a number of cases, the remainder of the composition being a compound selected from the group consisting of citronellol having the structure:



or precursors thereof, and nerol having the structure:



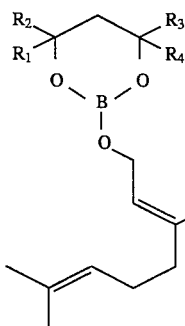
or precursors thereof as insect repellents against house flies (*Musca domestica* L. (Diptera: Muscidae)) the mosquitoes *Aedes aegypti*, and, the insects:

*Culex nigripalpus*;  
*Aedes atlanticus*;  
*Culex salinarius*;  
*Aedes vexans*;  
*Culex* spp.;

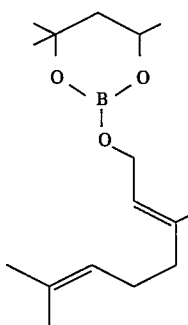
18

*Simulium* spp.;  
*Psorofera ferox*;  
*Aedes infirmatus*;  
*Drosophila melanogaster*;  
Coccinellidae;  
*Anopheles crucians*;  
*Psorofera columbiae*;  
Culicoides spp.; and  
*Aedes* spp.

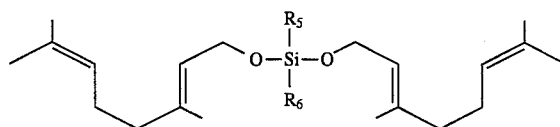
Examples of geraniol precursors useful in the practice of our invention are geranyloxy-1,3,2-dioxaborinanes defined according to the generic structure:



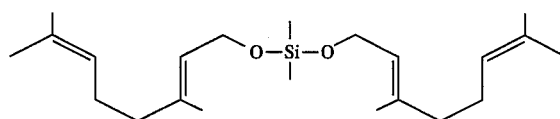
wherein R<sub>1</sub>, R<sub>2</sub>, R<sub>3</sub> and R<sub>4</sub> are the same or different hydrogen, methyl and ethyl including the compound having the structure:



prepared according to the process of Example XII at columns 33 and 34 of U.S. Pat. No. 4,742,044 issued on May 3, 1988 the specification for which is incorporated by reference herein; (ii) digeranyloxy-dialkyl silanes defined according to the structure:



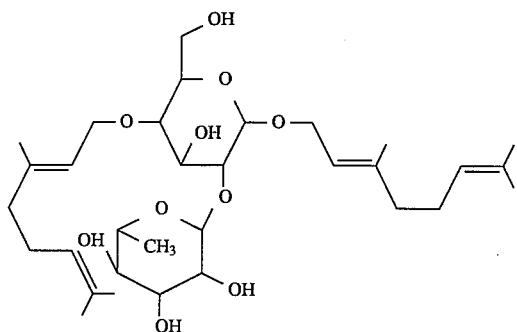
wherein R<sub>5</sub> and R<sub>6</sub> are the same or different C<sub>1</sub>-C<sub>5</sub> lower alkyl including the compound having the structure:



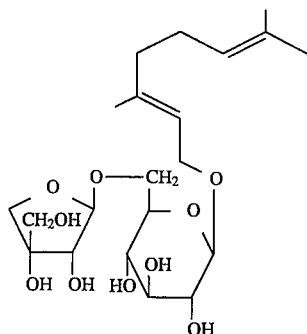
(digeranyloxy dimethyl silane) prepared according to the disclosure of Chem. Abstracts Volume 58, No. 6868h (abstract of "Methylsilyl derivatives of some terpene alco-

19

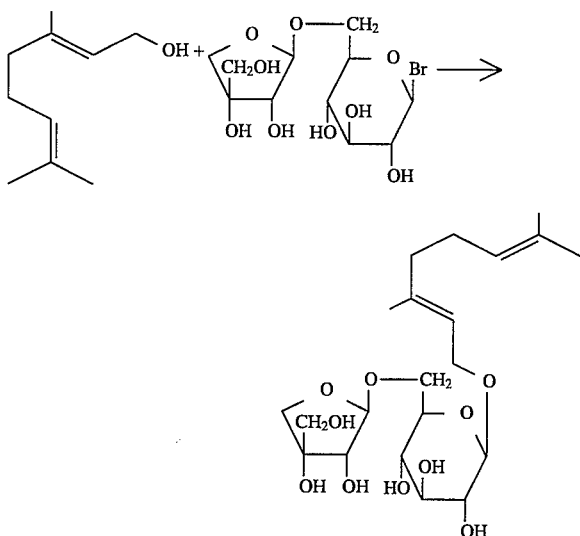
hols", Sheng-Lieh Liu, et al, J. Chinese Chem. Soc. (Taiwan), Series II 8, 237-40 (1961) and (iii) geranyl glycosides such as those having the structure:



(Gross, et al, Phytochem, 1992, 31(4), pages 1391-1394), the compound having the structure:

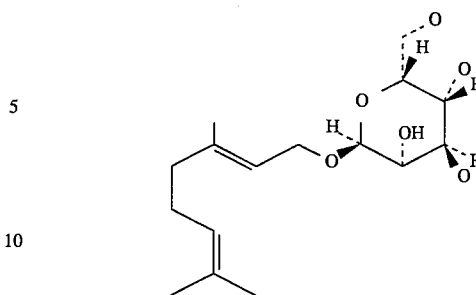


beta-D-apiofuranosyl beta-D-glucopyranoside prepared according to the reaction:



as described in detail, infra and beta-geraniol glucoside having the structure:

20



as well as geranyl-6O-(alpha-L-rhamnopyranosyl)-beta-D-glucopyranoside the production of which is described in detail in the examples, infra.

When utilizing the geranyl glycosides as exemplified, supra, such geranyl glycosides are preferably used in conjunction with hydrolysis enzymes, for example:

Endo-beta-glucosidase B1 derived from *A. Niger* B1 described in detail in Israel Patent 82980;

Beta-Apiosidase from *Aspergillus niger*;

Alpha-Arabinosidase; and

Alpha-Rhamnosidase;

The use of such enzymes is described in detail in Dupin, et al "Production of Beta-Apiosidase by *Aspergillus niger*: Partial Purification, Properties and Effect on Terpenyl Apiosylglucosides from Grape", J. Agric. Food Chem, 1992, 40, pages 1886-1891 (the disclosure of which is incorporated herein by reference).

The enzymic breakdown of the geranyl glycosides can be carried out using a control release system such as that set forth in FIG. 39 and described, infra.

Our invention also relates to the use of the foregoing insect repellent compositions in personal soap compositions, for example, the insect repellent soap composition described in U.S. Pat. No. 4,707,496 issued on Nov. 17, 1987, the specification for which is incorporated by reference herein. Thus, in applying the teachings of U.S. Pat. No. 4,707,496 to our invention, a topical insect repellent soap composition and a method of protection using such a composition is described where the insect repellent soap composition comprises:

(i) from 63.0 up to 99.5% by weight of a soap mixture containing from 4.1 to 7% by weight of a soap of caprylic acid, from 3.8 to 7% of a soap of capric acid, from 32.1 to 45% of a soap of lauric acid, from 12 to 17.5% by weight of a soap of myristic acid, from 5.0 up to 10% by weight of a soap of palmitic acid, from 1.6% to 3% by weight of a soap of stearic acid, from 3.5 to 5% by weight of a soap of oleic acid and from 0.9 to 5% by weight of a soap of linoleic acid;

(ii) from 0.1 up to 2% by weight of C<sub>8</sub>-C<sub>18</sub> is straight chain fatty acids.

(iii) from 10 up to 30% by weight of one of the geraniol-containing compositions of our invention as set forth, supra, and

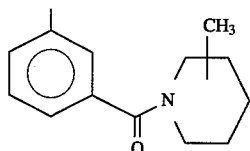
(iv) from 0.2 up to 5% by weight of an effective residual insecticide as described in U.S. Pat. No. 4,707,496.

Other insect repellent soaps can be produced by adding a geraniol or geraniol precursor-containing composition of our

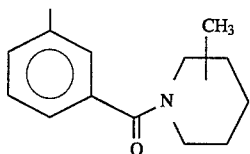


invention to one or more of the compositions described and claimed in U.S. Pat. No. 4,453,909 issued on Jun. 12, 1984 and U.S. Pat. No. 4,438,010 the specifications for which are incorporated by reference herein. Described in said U.S. Pat. No. 4,453,909 and U.S. Pat. No. 4,438,010 is a process for making a tablet of soap containing a perfume containing core, hollow or solid fabricated from a hard plastic material either thermosetting or thermoplastic. The soap from the resulting composite tablet is useable until the core is washed clean and contains functional ingredients, e.g., the repellents described, supra, and optionally, aromatizing agent until the core is washed clean. This obviates the wastage of soap which normally occurs as a conventional soap tablet becomes very thin on use and at the same time gives rise to a continuously functional ingredient containing soap, (e.g., repellent and optionally aromatizing agent) tablet. Thus, this invention also relates to detergent bars having a plastic core containing a geraniol or geraniol precursor-containing composition and optionally, a perfume. More particularly, this invention relates to detergent bars intended for conventional toilet soap uses either as hand soaps or bath or shower soaps which are elastic or inelastic in nature but which contain a solid plastic core containing insect repellent and optionally perfume giving them unique properties which alleviate wastage thereof and causes the environment surrounding the soap on use thereof to be both insect repellent and optionally aromatized in an aesthetically pleasing manner.

Yet another aspect of our invention relates to the use of the geraniol or geraniol precursor-containing repellents of our invention taken further in combination with N-(methyl-toluy)-methyl piperidines defined according to the structure:



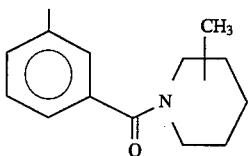
as described in U.S. Pat. No. 3,463,855 issued on Aug. 26, 1969, the specification for which is incorporated by reference herein. The compounds defined according to the structure:



include:

- N-(meta-toluy)-2-methylpiperidine;
- N-(meta-toluy)-3-methylpiperidine; and
- N-(meta-toluy)-4-methylpiperidine.

The proportions of compounds defined according to the structure:



to the geraniol or geraniol precursor-containing composition described, supra, are between about 1 part N-(meta-toluy)

methylpiperidine: 99 parts geraniol or geraniol precursor-containing composition of our invention down to 99 parts geraniol or geraniol precursor-containing composition of our invention: 1 part N-(meta-toluy)-methylpiperidines.

In addition, the compositions useful in repelling insects of our invention can also contain 1-nonen-3-ol described and claimed in U.S. Pat. Nos. 4,693,890 and 4,759,228 issued on Jul. 26, 1988, the specifications for which are incorporated by reference herein. The ratio of 1-nonen-3-ol:geraniol or geraniol precursor-containing composition of our invention useful in repellent compositions may vary from about 1 part 1-nonen-3-ol: 99 parts geraniol or geraniol precursor-containing composition of our invention down to 99 parts 1-nonen-3-ol: 1 part geraniol or geraniol precursor-containing composition of our invention.

In addition to the soap fabrication, another aspect of our invention relates to the formation of repelling articles containing the geraniol or geraniol precursor-containing compositions of our invention, that is, articles useful for repelling house flies *Aedes aegypti*, *Culex nigripalpus*, *Aedes atlanticus*, *Culex salinarius*, *Aedes vexans*, *Culex* spp., *Simulium* spp., *Psoroferia ferox*, *Aedes infirmatus*, *Drosophila melanogaster*, Coccinellidae, *Anopheles crucians*, *Psoroferia columbiae*, *Culicoides* spp., and *Aedes* spp (*Musca domestica* L.(Diptera:Muscidae)) or the mosquitoes *Aedes aegypti* or the insects, *Culex nigripalpus*, in combination with compatible polymers which may or may not be biodegradable (for example, high density polyethylene or low density polyethylene, or biodegradable polymers such as biodegradable thermoplastic polyurethanes as disclosed in Japan Kokki Tokyo Koho 92/13710 (abstracted at Chem. Abstracts Volume 116:236374q), biodegradable ethylene polymers having ester linkages in the main chain such as that disclosed by Japan Kokki Tokyo Koho 92/50224 (abstracted at Chem. Abstracts Volume 116:236397z), biodegradable ethylene polymers disclosed by Japan Kokki Tokyo Koho 92/50225 (abstracted at Chem. Abstracts Volume 116:126398a) and poly(epsilon caprolactone) homopolymers and compositions containing same as disclosed in U.S. Pat. Nos. 4,496,467; 4,469,613 and 4,548,764 the specifications for which are incorporated herein by reference). Thus, another aspect of our invention provides a process for forming geraniol or geraniol precursor composition containing polymeric particles such as foamed polymeric pellets which include a relatively high concentration of the geraniol or geraniol precursor-containing composition of our invention as defined, supra.

Thus, another aspect of our invention relates to the formation of geraniol or geraniol precursor-containing composition polymeric pellets by means of introduction into a single or twin screw extruder, in series, a thermoplastic polymer followed by the geraniol or geraniol precursor-containing composition of our invention which is compatible with the thermoplastic polymer, in turn, (optionally) followed by introduction of gaseous blowing agent or blowing agent which will produce a gas which is inert to the polymer and to the geraniol or geraniol precursor-containing composition previously introduced into the extruder.

The advantages of using a foamed polymeric particle are multiple, to wit:

- improved handling;
- greater retention of the geraniol or geraniol precursor-containing composition when not in use;
- greater length of time during which the release of the geraniol or geraniol precursor-containing composition of our invention from the polymer is at "steady state" or "0 order".

The nature of the extruder utilized in the process of our invention to form the geraniol or geraniol precursor-containing composition-containing polymer particles of our invention may be either single screw or double screw. Thus, the types of extruder that can be used are disclosed at pages 246-267 and 332-349 of the Modern Plastics Encyclopedia, 1982-1983, published by the McGraw-Hill Publishing Company, the disclosure of which is incorporated by reference herein. More specifically, examples of extruders which are useable in carrying out one of the processes of our invention (with modification for introduction of the geraniol or geraniol precursor-containing compositions of our invention) downstream from the introduction of the polymer and with further modification that the gaseous blowing agent is introduced still further downstream from the point of introduction of the geraniol or geraniol precursor-containing composition of our invention are as follows:

1. The Welex "Super Twinch" 3.5" extruder manufactured by Welex Incorporated, 850 Jolly Road, Blue Bell, Pa. 19422;
2. Krauss-Maffei twin screw extruder manufactured by the Krauss-Maffei Corporation/Extruder Division, 3629 West 30th Street South, Wichita, Kans. 67277;
3. Modified Sterling model 4000 and 5000 series extruder manufactured by Sterling Extruder Corporation of 901 Durham Avenue, South Plainfield, N.J.;
4. CRT ("Counter-Rotating Tangential"), Twin Screw Extruder manufactured by Welding Engineers, Inc. of King of Prussia, Pa. 19406;
5. The Leistriz Twin Screw Dispersion Compounder manufactured by the American Leistriz Extruder Corporation of 198 U.S. Route 206 South, Somerville, N.J. 08876;
6. The ZSK Twin Screw Co-Rotating Extruder manufactured by the Werner & Pfleiderer Corporation of 663 East Crescent Avenue, Ramsey, N.J. 07446;
7. The Farrel Extruder manufactured by Farrel Connecticut Division, Emhart Machinery Group, Ansonia, Conn. 06401;
8. The MPC/V Baker Perkins Twin Screw Extruder manufactured by the Baker Perkins Inc. Chemical Machinery Division of Saginaw, Mich. 48601; and
9. The Berstorff single screw, twin screw, or foam extrusion equipment manufactured by Berstorff Corporation, P.O. Box 240357, 8200-A Arrowing Blvd., Charlotte, N.C. 28224.

In producing the geraniol or geraniol precursor-containing composition-containing polymer particles of our invention, various polymers may be utilized, for example, low density polyethylene, high density polyethylene, polypropylene, the co-polymer of ethylene and vinyl acetate, and polyvinyl chloride. More specifically, the polymers used in the practice of our invention may be co-polymers of ethylene and a polar vinyl monomer selected from (a) vinyl acetate; (b) ethyl acrylate; (c) methyl acrylate; (d) butyl acrylate and (e) acrylic acid including the hydrolyzed co-polymer of ethylene and vinyl acetate. Preferred co-polymers are ethylene/vinyl acetate with about 9 to 60% vinyl acetate and ethylene/ethyl acrylate with about 6 to 18% ethyl acrylate.

Resins of the type disclosed for use as co-polymers are commercially available in the molding powder form; for example, ethylene vinyl acetate co-polymers are marketed by the E. I. duPont Nemours Company under the tradename "ELVAX®" and by the Arco Polymer Division under the trademark "DYLAND®" and by the Exxon Corporation of Linden, N.J. under the trademark "DEXXON®. Ethylene/

ethyl acrylate co-polymers are marketed by Union Carbide Corporation under the trademark "EEA RESIN®".

The polymer is added to the single screw or twin screw extruder at a feed rate in the range of from about 80 up to about 300 pounds per hour while maintaining the temperature of the screw extruder between about 160° C. and about 240° C. If the polymer or co-polymer powder is added to the extruder at a reference "barrel segment", then the geraniol or geraniol precursor-containing composition of our invention is added to the extruder under pressure downstream from the retention point of the polymer at one or more of "barrel segments" (S-2, S-3, S-5, S-6, S-7, S-8 or S-9) (referring to FIG. 9 briefly described, supra, and described in detail, infra).

The proportion of geraniol or geraniol precursor-containing composition (taken further together with other insect repelling materials, if desired) to resin can vary from small but effective amounts on the order of about 1% of the weight of the resin body up about 45% by weight of the resin body. In general, it is preferred to use between about 5% up to about 30% based on the weight of the resin body of insect repellent composition of our invention. This is an optimum amount balancing the proportion of the insect repellent composition of our invention against the time period over which the article emits the insect repellent composition and against the tendency of the components of the insect repellent composition to oil out either individually or in combination. This "oiling out" is specifically avoided as a result of the use of the foaming agent discussed, infra.

Various polymers are useful in the practice of our invention. Specific examples of polymers useful in the practice of our invention are as follows:

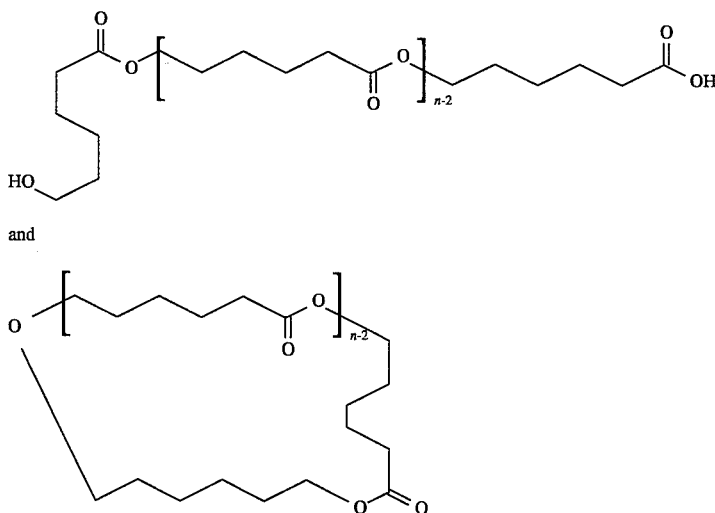
- (a) DYLAN® brand of low density polyethylene  
DYLAN® is a trademark owned by the Atlantic Richfield Company of Los Angeles, Calif.;
- (b) DYLLITE® of expandable polystyrene composition,  
DYLLITE® is a trademark of Atlantic Richfield Company of Los Angeles, Calif.;
- (c) SUPER DYLAN® is a trademark of the Atlantic Richfield Company of Los Angeles, Calif.;
- (d) Blended polyethylene and carbon black as specifically taught in U.S. Pat. No. 4,369,267 issued on Jan. 18, 1983, the specification for which is incorporated by reference herein;
- (e) Polystyrene as disclosed in U.S. Pat. No. 4,369,227 issued on Jan. 18, 1983, the specification for which is incorporated by reference herein;
- (f) Polyene/alpha-olefin as exemplified and disclosed in U.S. Pat. No. 4,369,291, the specification for which is incorporated by reference herein;
- (g) Polyalpha-olefins as exemplified in Canadian Letters Patent No. 1,137,069 issued on Dec. 7, 1982, the specification for which is incorporated by reference herein;
- (h) Polymeric compositions as disclosed in Canadian Letters Patent No. 1,137,068 issued on Dec. 7, 1982, the specification for which is incorporated by reference herein;
- (i) Poly-alpha-olefins disclosed in Canadian Letters Patent No. 1,137,067, the specification for which is incorporated by reference herein;
- (j) Polyolefins described in Canadian Letters Patent No. 1,137,066, the specification for which is incorporated by reference herein;
- (k) Polyethylene oxides as disclosed in Canadian Letters Patent No. 1,137,065 issued on Dec. 7, 1982, the

specification for which is incorporated by reference herein;

- (l) Olefin polymers and co-polymers as disclosed in Canadian Letters Patent No. 1,139,737, the disclosure of which is incorporated by reference herein. Canadian Letters Patent No. 1,139,737 was issued on Jan. 18, 1983;
- (m) Polyolefins disclosed in Canadian Letters Patent No. 1,139,738, the disclosure of which is incorporated by reference herein. Canadian Letters Patent No. 1,139,738 was issued on Jan. 18, 1983;
- (n) Chlorinated PVC as disclosed in Polymer 1982, 23 (7, Suppl.), 1051-6 abstracted at Chem. Abstracts Volume 97:14550y, 1982;
- (o) Polyepsilon caprolactone co-polymers made by means of alcohol initiated polymerization as disclosed in J. Polym. Sci. Polym. Chem. Ed. 1982, 20(2), pages

- (v) Polyurethane polymers having lactone backbones as disclosed in U.S. Pat. No. 4,156,067 issued on May 22, 1979, the disclosure of which is incorporated by reference herein;
- (w) Polyurethane polyether resins wherein the resin is obtained by reacting a polyfunctional lactone with a long chain polyalkylene diol and a urethane precursor as disclosed in U.S. Pat. No. 4,355,550 issued on Mar. 10, 1981, the disclosure of which is incorporated by reference herein; and
- (x) Resins having polyurethane backbones as disclosed in U.S. Pat. No. 3,975,350 issued on Aug. 17, 1976, the disclosure of which is incorporated by reference herein.

Examples of poly(epsilon caprolactone) homopolymers as set forth, for example, in U.S. Pat. No. 4,496,467 are those having the structures:



319-26, abstracted at Chem. Abstracts, Volume 96:123625x, 1982;

- (p) Styrene acrylonitrile co-polymers as disclosed in Diss. Abstracts Int. B, 1982, 42(8), 3346 and abstracted at Chem. Abstracts Volume 96:143770n, (1982);
- (q) Co-polymers of epsilon caprolactone with 1,4-butane diol as disclosed at Kauch Rezine, 1982, (2), 8-9, abstracted at Chem. Abstracts Volume 96:182506g (1982);
- (r) Polyesters as disclosed in U.S. Pat. No. 4,326,010, the specification for which is incorporated by reference herein;
- (s) Chlorinated polyethylene as disclosed by Belorgey, et al, J. Polym. Sci. Polym. Ed. 1982, 20(2), 191-203;
- (t) Plasticized polyepsilon caprolactone co-polymers containing dimethyl phthalate plasticizers as set forth in Japanese Patent No. J81/147844, abstracted at Chem. Abstracts Volume 96:69984y (1982), the specification for which is incorporated by reference herein;
- (u) Maleic anhydride modified adducts of polyepsilon caprolactone polyols and ethylenically unsaturated monomer as disclosed in U.S. Pat. No. 4,137,279 issued on Jan. 30, 1979, the specification for which is incorporated by reference herein;

wherein n represents an integer of from about 500 up to about with the proviso that the average "n" varies from about 600 up to about 800.

Downstream from the addition point of the geraniol or geraniol precursor-containing composition of our invention taken alone or taken together with other insect repellent agents and fragrance materials, optionally, the gaseous or liquid containing blowing agent may be added (e.g., at "barrel segments" (S-5, S-6, S-7, S-8, S-9 or S-10) using the polymer addition "barrel segment" as a reference "barrel segment" S-1. Examples of the gaseous blowing agents are carbon dioxide, nitrogen, mixtures of nitrogen and carbon dioxide in proportions of from 1 up to 99% by volume nitrogen and from 99 down to 1% by volume carbon dioxide, helium, mixtures of helium and nitrogen, mixtures of helium and carbon dioxide and other gases which are inert at the temperature and pressure of the polymer at the time of the extrusion operation. Thus, gas containing oxygen or other reactive gases, e.g., hydrogen, should be avoided. The pressure of the gas blowing agent being added to the extruder at the point of addition may vary from about 80 to about 150 psig. Higher pressures may be used without adversely affecting the usefulness of the foamed insect repellent composition-containing particle.

The feed rate range of insect repellent composition-containing but not limited to the geraniol or geraniol pre-

cursor-containing compositions of our invention, may be between about 0.5% up to about 45% by weight of the polymer.

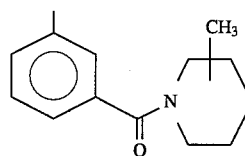
The dies of the extruder may create rod, sheet, film or ribbon. The resulting product may then, if desired, be pelletized to form insect repellent composition-containing polymer particles or the ribbon may be used "as is" as an insect repellent-containing polymeric article of manufacture itself.

In addition to the optional gaseous blowing agents (which are necessarily "inert" gases), blowing agents may be added at the same point on the extruder which will create gaseous voids in the insect repellent-containing polymer articles of our invention and these "blowing agents" are well known to one having ordinary skill in the art. Examples of such non-gaseous containing materials which yield gases on admixture with the polymer in the extruder but which are still inert to the insect repellent (or attractant as the case may be) are as follows:

- (i) Under high pressure, ethylene, methane, propane, butane, propylene, methyl chloride, methyl bromide, vinyl chloride and methylene dichloride as more specifically described in U.S. Pat. No. 2,387,730, the specification for which is incorporated by reference herein;
- (ii) Ordinarily liquid material such as n-pentane, isopentane, cyclopentane, hexane and petroleum ether fractions or halogen hydrocarbons such as  $\text{CFCl}_3$ ,  $\text{CF}_2\text{Cl}_2$ ,  $\text{CH}_3\text{Cl}$ ,  $\text{CH}_2\text{Cl}_2$  separately or in admixture with one another as set forth in U.S. Pat. No. 3,758,425, column 4, line 1-5, the specification for which is incorporated by reference herein;
- (iii) Dichlorotetrafluoromethane, tetramethylmethane, monochlorodifluoromethane, dichlorodifluoromethane, and dichlorotetrafluoromethane as described in U.S. Pat. Nos. 2,948,664 and 2,948,665 issued on Aug. 9, 1990, the specification for which is incorporated by reference herein; and
- (iv) Azo bis(formamide), diazoaminobenzene: N,N-dinitrosopentamethylene tetramine; N,N-dimethyl, N,N-dinitrosoterephthalamide; p,p'-oxy-bis-(benzen sulfonyl semicarbazide); aza bis-(isobutyronitrile) p,p'-oxy-bis(benzene sulfonyl hydrazide); p,p'-diphenyl-bis(sulfonyl hydrazide); benzene-sulfonyl hydrazide; m-benzene-bis(sulfonyl hydrazide) as more specifically described in U.S. Pat. No. 3,298,975 issued on Jan. 17, 1967, the specification for which is incorporated by reference herein.

The resulting extruded (and, if desired, pelletized) material may then be, for example, injection molded to form a useful article. Such injection molding can be carried out in accordance with the procedure as set forth in U.S. Pat. No. 3,268,636 issued on Aug. 23, 1966, the specification for which is incorporated by reference herein.

In addition, our invention relates to candle body materials which on use are both insect repellent and perfuming which contain the geraniol or geraniol precursor-containing composition of our invention and, if desired, other insect repellent materials including, for example, at least one of the compounds having the structure:



in order to repel house flies (*Musca domestica* L. (Diptera: Muscidae)) and/or the mosquitoes, *Aedes aegypti*, or the insects, *Culex nigripalpus*, *Aedes atlanticus*, *Culex salinarius*, *Aedes vexans*, *Culex* spp., *Simulium* spp., *Psoroferia ferox*, *Aedes infirmatus*, *Drosophila melanogaster*, *Coccinellidae*, *Anopheles crucians*, *Psoroferia columbiae*, *Culicoides* spp., and *Aedes* spp.

The house fly and mosquito-repellent-perfuming compositions which form part of the candle body materials are within the following specifications:

- (I) from 5 up to 100% by weight of an efficacious perfuming/insect repellent composition containing the geraniol or geraniol precursor-containing composition of our invention; and
- (II) from 0 up to 95% by weight of a standard perfuming substance (non-insect repellent or insect repellent) which may include but is not limited to:
  - 1-nonen-3-ol;
  - 1-octen-4-ol;
  - alpha-damascone;
  - beta-damascone;
  - delta-damascone;
  - trans,trans delta-damascone;
  - methyl jasmonate;
  - dihydromethyl jasmonate;
  - the schiff base of vanillin and methyl anthranilate;
  - the schiff base of ethyl vanillin and methyl anthranilate;
  - vanillin; and
  - ethyl vanillin.

The foregoing formula may require a solubilizing agent, e.g., the methyl ester of dihydroabiatic acid (commercial name: HERCOLYN D®), benzyl benzoate, isopropyl myristate and/or  $\text{C}_{12}$ - $\text{C}_{14}$  isoparaffin hydrocarbons.

The candle base composition can be standard paraffin wax, or it can be transparent or pastel shaded as more particularly described in U.S. Pat. No. 3,615,289 issued on Oct. 26, 1971 (the disclosure of which is incorporated by reference herein) and wherein the candle body comprises as the basic components a mixture of:

- (i) a thermoplastic polyamide resin formed from linoleic acid polymerized with a polyamine compound;
- (ii) an alkanol amide or alkanol amine; and
- (iii) a stearic acid compound.

The weight ratio of candle body:insect repellent/perfuming substance or our invention may vary from about 0.8% up to about 10% with a range of from about 0.8% up to about 2.0% being preferred when no non-insect repelling perfume oil is used in conjunction with the geraniol or geraniol precursor-containing composition of our invention; and with a range of from about 1.5% up to about 10% by weight of the overall composition being preferred when a non-insect repelling perfume oil is used in conjunction with the geraniol or geraniol precursor-containing composition of our invention.

Specifically, the polyamide may be a "VERSAMID® resin which is a thermoplastic condensation product of polymerized linoleic acid with various polyamine com-

pounds such as ethylene diamine, ethylene triamine and the like. Specific "VERSAMID® compounds are "VERSAMID@900@", "VERSAMID@930", "VERSAMID@940", "VERSAMID@948", "VERSAMID@950" and "VERSAMID@1635". These compounds are products of the Henkel Chemical Corporation of Minneapolis, Minn.

Another substance required in the clear candle composition consists of about 20–55% by weight of an alkanol amine or alkanol amide prepared by the reaction of a fatty acid ester and amine whereby the ester and the amine are in substantially equal proportions, for example, compounds such as BARLOL@12C2 (manufactured by the Baroid Chemical Company) a monoalkyl diethanolamine having 8 to 18% carbon atoms in the alkyl chain. A third component of the clear plastic candle composition comprises one or more stearic acid esters or a mixture of stearic acid esters and stearic acid. These esters include such compounds as isopropyl isostearate, butyl stearate and hexadecyl stearate. These stearic acid compounds serve as stabilizing agents which permit the ready incorporation of the insect repellent/perfumant compositions of our invention up to a level of approximately 5% (total proportion of perfume oil-insect repellent composition). They are carriers for the perfumant/insect repellent and may be used in a proportion of between 1 and 50% by weight of the composition although the preferable range is between 20 to 30%. In this connection it is possible to use up to about 10% by weight of a perfumant/insect repellent if part of the formula is replaced by the material "NEVEX@100", a product which is a coumarin-dene copolymer resin of very little unsaturation manufactured by the Neville Chemical Company.

Rather than being a crystalline paraffin wax the candle base of our invention may be an oil gel that has as its base a light mineral oil, an inexpensive natural oil or a combination of such oils which oil gel has a non-greasy surface and feel and sufficient rigidity to be self-supporting at room temperature. Such a gel is disclosed in U.S. Pat. No. 3,645,705 issued on Feb. 29, 1972, the disclosure of which is incorporated by reference herein. Such compositions of matter include:

- (a) from about 35% up to about 85% by weight of an oil which is normally liquid at room temperature chosen from the group consisting of light mineral oils and natural oils having iodine values substantially within the range of 40–135;
- (b) from about 7% up to about 40% by weight of a long chain polyamide having a molecular weight substantially within the range of 6000–9000 and a softening point substantially within the range of 18° C.–48° C.; and
- (c) from about 7% up to about 30% of an alcohol selected from the group consisting of 8 to 12 carbon primary alcohols.

#### DETAILED DESCRIPTION OF THE DRAWINGS

The data set forth in FIGS. 1, 2, 3, 4, 5A, 5B, 5C, 6A, 6B, 7A, 7B, 8A, 8B, 23, 24, 34, 35, 36, 37, 38, 41 and 42 were determined using the olfactometer of FIG. 10 and the insect trap of FIG. 21. Referring to the olfactometer of FIG. 10, said olfactometer is described in detail in U.S. Pat. No. 5,118,711 issued on Jun. 2, 1992, the specification for which is incorporated by reference herein.

Referring to FIG. 10, air supply source 3634 provides air to mixing station 3636 wherein the air is mixed with treatment agent from treatment agent Source 3635 (source

of, for example, the repellent a 50–100% geraniol or geraniol precursor-containing composition). The resulting mixture passes through tube 3636g and enters the apparatus through the side portals. The entry is through a spacer plate and above base plate 3625. The entry of the air-treatment agent is in a direction parallel to the surface of base plate 3625. Thus, the base plate 3625 is separated from spacer plate 3629 for the air-treatment agent (e.g., the geraniol or geraniol precursor-containing composition of our invention).

Air exits through line 3633a using exhaust fan 3633. The air exit is indicated by reference numeral 3537.

Simultaneously, with the supplying of air and treatment agent from mixing station 3636, light is supplied from beneath the enclosed insect feeding and/or stimulating means through light guides 3652, from light source 3551 which is powered by electric power supply 3550 marketed by RADIO SHACK Division of Tandy Corporation of Fort Worth, Tex. 76102 under the trademark ARCHER®, Catalog No. 276–228 ("1.0 mm optical plastic fiber length 5 meter"). An example of light source 3551 is KRATOS Monochromatic Illuminator GM 100 Miniature VIS-IR Grating Monochromator (Model No. GM 100-1, GM 100-2, GM 100-3 or GM 100-4) as manufactured by KRATOS Analytical Instruments Corporation, 170 Williams Drive, Ramsey, N.J. 07446. Another light supply source is the KRATOS GM 200 Double Grating Monochromator. Another example of a useful light source is the KRATOS GM 252 High Intensity Grating Monochromator. The base plate 3625 is also separated from the spacer plate 3629 for the light guides 3652 whereby the light guides 3652 are held in place in the base plate 3625 whereby the light (or other forms of radiation) is directed in a direction perpendicular to the electrical sensor element 3610. Air supply source from location 3634 and treatment agent from location 3635 is mixed at mixing station 3636 whereupon treatment agent and air in admixture is passed through lines 3636a and 3636g through portals located in the spacer element 3628 in a direction along a directional vector parallel to the electrical sensing element 3610 held in place by holders 3610a and 3610b. The electrical sensing elements are located directly below the horizontally positioned insect feeding and/or stimulating microporous substantially planar lamina 3670 which is held in place by ring 3660 located on spacer plate 3629 spaced from the base plate 3625 by spacer ring 3628. It should be noted that the spacer plate 3629, spacer ring 3628 and base plate 3625 enclose the entire "enclosed insect feeding and/or stimulating means" which have controlled limited access to the external environment surrounding the apparatus and in which the insects to be tested, e.g., mosquitoes or house flies are placed.

The insect attractant quantitative detecting means made up of wires 3699 (the entire grid being denoted using reference numeral 3610) is located immediately beneath the porous membrane 3670, the outer surface of which contains a feeding stimulant composition or stimulant composition for insects (for example, agar). Immersed in the feeding stimulate composition, or stimulant composition for insects (e.g., agar) is electrode 3679 connected to wire 3619 which connects with either wire 3619a or 3619b which is connected to the grid wires 3699 (which make up the insect attractant quantitative detecting means located immediately below lamina 3670).

As stated, supra, the sensor causes an electrical impulse caused by the pressure of the insects landing to proceed through wires 3619a and 3619b to an electrically biased differential amplifier 3639 (using electrical power supply

3539) also connected to wire 3619c which is connected to the electrode 3679 which is immersed in the feeding stimulant composition or stimulant for the insect and then to a multi-channel A.C. converter 3523. Converter 3523 is associated with program tape storage 3524, printer 3520 and data link to digital computer 3521. Differential amplifier 3639 is connected in series to electrical bias for psuedo host 3669 which in turn is connected to wire 3619 which in turn is connected to the electrode 3679 immersed in the insect stimulant composition located on the surface of porous lamina 3670.

Referring to the testing apparatus, the semiochemical field trap 1000 for blood feeding arthropods, field trap 1000 is located in a three-space with axes perpendicular to one another. The semiochemical field trap 1000 is shown in perspective view in FIG. 21 comprising:

- (1) an upright vertically disposed housing;
- (2) extending outwardly from the housing a plurality of horizontally disposed hollow housings 116a and 116b which have contained therein insect sticky traps;
- (3) air 138 and/or carbon dioxide supply means 134, 136 for supplying air and/or carbon dioxide into the vertical hollow housing and then through the plurality of horizontally disposed hollow housings 116a and 116b; and
- (4) at least one power supply means for energizing radiation means located on the vertical hollow housing whereby on engagement of the power supply means with the radiation means and operation of the air 138 and/or carbon dioxide supply means 134, 136, arthropods in the vicinity of whereby on engagement of the power supply means with the radiation means and operation of the air 138 and/or carbon the trap are attracted by the activated radiation means and the gas emanating from the horizontally disposed hollow housing 116a to a location so close to the trap 1000 that in the event that an attracting semiochemical located in the housings 116a and 116b is detected by at least one of the arthropods, at least one of the arthropods will enter the inner void of the horizontally disposed hollow housings 116a and 116b counter current the gas stream emanating therefrom and remain permanently entrapped therein.

The semiochemical field trap 1000 of FIG. 21 is disclosed in detail in application for U.S. Patent Ser. No. 887,138 filed on May 22, 1992, the specification for which is incorporated by reference herein.

FIG. 1 is a series of graphs depicted in three-dimensions (in a rectangular mode for the "X" and "Y" axes) showing the relative attractiveness or repellency of air, lavender absolute and a mixture containing 61.49 mole percent geraniol, 13.98 mole percent nerol and 24.53 mole percent citronellol with respect to attractiveness or repellency of *Aedes aegypti*. The graph indicated by reference numeral 101 is for air. The graph indicated by reference numeral 103 is for lavender absolute. The graph indicated by reference numeral 105 is for the mixture containing 61.49 mole percent geraniol, 13.98 mole percent nerol and 24.53 mole percent citronellol. The "X" axis along which the particular materials are measured insofar as their attractiveness or repellency is concerned is indicated by reference numeral 107. The number of insects collected per interval is indicated on the "Y" axis and the "Y" axis is indicated by reference numeral 100. The results are tabulated in Table I as follows:

TABLE I

Composition Tested	Graph No.	Insects Collected per Interval						
		0	3	1	0	0	0	0
Geraniol/ Nerol/ Citronellol Mixture	105	0	3	1	0	0	0	0
Air	101	0	34	62	47	38	160	70
Lavender Absolute	103	0	2	92	211	13	0	1.

FIG. 2 is a series of graphs depicted in three-dimensions (in a rectangular mode for the "X" and "Y" axes) showing the relative attractiveness or repellency of benzoin and a mixture containing 61.49 mole percent geraniol, 13.98 mole percent nerol and 24.53 mole percent citronellol with reference to attractiveness or repellency for *Musca domestica L.* (Diptera: Muscidae). The graph indicated by reference numeral 201 is the graph for the mixture of geraniol, nerol and citronellol. The graph indicated by reference numeral 203 is the graph for benzoin. The graph indicated by reference numeral 205 is for air. The results are tabulated in Table II, as follows:

TABLE II

Composition Tested	Graph No.	Insects Collected per Interval						
		0	88	445	501	92	166	304
Benzoin	203	0	88	445	501	92	166	304
Mixture of Geraniol, Nerol and Citronellol	201	0	10	29	13	21	37	9
Air	205	0	17	40	27	74	14	14.

FIG. 3 is a series of graphs depicted in three-dimensions (in a rectangular mode for the "X" and "Y" axes) showing the relative attractiveness or repellency of the materials:

Tridecene nitrile;

Air;

Jasmine absolute;

Dimethyl benzyl carbonyl acetate;

Mixture of 81.28% mole percent geraniol and 18.72 mole percent mixture of nerol and citronellol (mole ratio of citronellol:nerol being 1.78).

The test data is for *Musca domestica L.* (Diptera: Muscidae) (the house fly). The graph indicated by reference numeral 307 is the graph for the geraniol-nerol-citronellol mixture. The graph indicated by reference numeral 305 is for the dimethyl benzyl carbonyl acetate. The graph indicated by reference numeral 303 is for jasmine absolute. The graph indicated by reference numeral 302 is for air. The graph indicated by reference numeral 300 is for tridecene nitrile. The results are tabulated in Table III as follows:

TABLE III

Composition Tested	Graph No.	Insects Collected per Interval						
		0	2	16	4	10	0	4
Mixture of Geraniol, Nerol and Citronellol	307	0	2	16	4	10	0	4
Dimethyl benzyl carbonyl acetate	305	0	44	20	14	58	13	15

TABLE III-continued

Composition Tested	Graph No.	Insects Collected per Interval						
Jasmine absolute	303	0	16	187	23	16	23	16
Air	302	0	4	11	5	5	5	385
Tridecene nitrile	300	0	10	23	8	1	10	2

FIG. 4 is a series of graphs depicted in three-dimensions (in a rectangular mode for the "X" and "Y" axes) showing the relative attractiveness or repellency of air and a mixture of 61.49 mole percent geraniol, 13.98 mole percent nerol and 24.53 mole percent citronellol. The data is with respect to attractancy or repellency against *Aedes aegypti*. The graph indicated by reference numeral 401 is for air. The graph indicated by reference numeral 400 is for the geraniol-nerol-citronellol mixture. The results are tabulated in Table IV as follows:

TABLE IV

Composition Tested	Graph No.	Insects Collected per Two Hr. Interval						
Geraniol-Nerol-Citronellol Mixture	400	0	4	1	4	4	2	20
Air	401	0	157	148	293	278	246	329

FIGS. 5A, 5B and 5C are series of graphs depicted in three-dimensions (in a rectangular mode for the "X" and "Y" axes) showing the relative attractiveness and repellency of air, d-limonene, a mixture containing 61.49 mole percent geraniol, 13.98 mole percent nerol and 24.53 mole percent citronellol, and borneol (racemic). The graphs indicated by reference numerals 502a, 502b and 502c respectively in FIGS. 5A, 5B and 5C are for d-limonene. The graphs indicated by reference numerals 501a, 501b and 501c are for the geraniol-nerol-citronellol mixtures. The graphs indicated by reference numerals 500a, 500b and 500c are for borneol (racemic). The graphs indicated by reference numerals 503b and 503c are for air. The results are tabulated in Tables V(A), V(B) and V(C) as follows:

TABLE V(A)

Composition Tested	Graph No.	Insects Collected Per Interval (10 Minute Intervals Totalling One Hour)						
D-limonene	502a	0	26	324	102	510	146	5
Geraniol-Nerol-Citronellol Mixture	501a	0	0	0	0	0	0	0
Borneol (Racemic)	500a	0	133	87	238	167	232	191.

TABLE V(B)

Composition Tested	Graph No.	Insects Collected Per Interval (One Hour Intervals Totalling Six Hours)						
D-limonene	502b	0	5	113	155	117	167	128
Air	503b	0	4	34	46	116	156	184
Mixture of	501b	0	0	0	0	0	0	0

TABLE V(B)-continued

Composition Tested	Graph No.	Insects Collected Per Interval (One Hour Intervals Totalling Six Hours)						
Geraniol, Nerol and Citronellol	500b	0	191	165	184	214	171	233

Insects tested for: *Aedes aegypti*.

TABLE V(C)

Composition Tested	Graph No.	Insects Collected Per Interval (Two Hour Intervals Totalling Twelve Hours)						
D-limonene	502c	0	128	130	169	70	109	128
Air	503c	0	184	73	91	93	80	34
Mixture of Geraniol, Nerol and Citronellol	501c	0	0	2	8	6	1	1
Borneol (Racemic)	500c	0	233	247	155	175	139	202

Insects Tested For: *Aedes aegypti*.

FIGS. 6A and 6B are series of graphs depicted in three-dimensions (in a rectangular mode for the "X" and "Y" axes) showing the relative attractiveness and repellency for *Aedes aegypti* of air and a mixture containing 61.49 mole percent geraniol, 13.98 mole percent nerol and 24.53 mole percent citronellol. The graphs indicated by reference numerals 603a and 603b are for air. The graphs indicated by reference numerals 601a and 601b are for the geraniol-nerol-citronellol mixtures. The results are tabulated in Tables VI(A) and VI(B) as follows:

TABLE VI(A)

Composition Tested	Graph No.	Insects Collected Per Interval (Ten Minute Intervals Totalling One Hour)						
Air	603a	0	230	382	381	268	374	456
Geraniol-Nerol-Citronellol Mixture	601a	0	5	0	0	0	0	0

TABLE VI(B)

Composition Tested	Graph No.	Insects Collected Per Interval (One Hour Intervals Totalling Six Hours)						
Air	603b	0	456	269	246	371	316	287
Geraniol-Nerol-Citronellol Mixture	601a	0	0	0	0	3	2	0

FIGS. 7A and 7B are series of graphs depicted in three-dimensions (in a rectangular mode for the "X" and "Y" axes) showing the relative attractiveness or repellency for *Aedes aegypti* of the following materials: air and the mixture containing 61.49 mole percent geraniol, 13.98 mole percent nerol and 24.53 mole percent citronellol. The graphs indicated by reference numerals 703a and 703b are for air. The graphs indicated by reference numerals 701a and 701b are for the geraniol-nerol-citronellol mixture.

## 35

The results are tabulated in Tables VII(A) and VII(B) below:

TABLE VII(A)

Composition Tested	Graph No.	Insects Collected Per Interval (Ten Minute Intervals Totalling One Hour)						
Air	703a	0	84	404	303	24	323	550
Geraniol-Nerol-Citronellol Composition	701a	0	0	0	0	1	1	0

TABLE VII(B)

Composition Tested	Graph No.	Insects Collected Per Interval (One Hour Intervals Totalling Six Hours)						
Air	703b	0	550	254	324	360	370	281
Geraniol-Nerol-Citronellol Mixture	701b	0	0	0	0	0	0	0

FIGS. 8A and 8B are a series of graphs depicted in three-dimensions (in a rectangular mode for the "X" and "Y" axes) showing the relative attractiveness or repellency for *Aedes aegypti* for the following materials: air, dihydrolinalool, TREO® (trademark of Primavera Products, Inc. of Northvale, N.J.) and benzaldehyde.

The graphs indicated by reference numerals 83a and 83b are for air. The graphs indicated by reference numerals 82a and 82b are for dihydrolinalool. The graphs indicated by reference numerals 81a and 81b are for TREO®. The graphs indicated by reference numerals 80a and 80b are for benzaldehyde. The results are tabulated in Tables VIII(A) and VIII(B) as follows:

TABLE VIII(A)

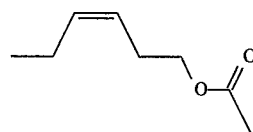
Composition Tested	Graph No.	Insects Collected Per Interval (Ten Minute Intervals Totalling One Hour)						
Air	83a	0	309	355	194	249	104	97
Dihydro-linalool	82a	0	308	347	343	162	225	192
TREO®	81a	0	372	332	463	317	314	231
Benzaldehyde	80a	0	148	103	215	164	194	269

TABLE VIII(B)

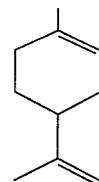
Composition Tested	Graph No.	Insects Collected Per Interval (One Hour Intervals Totalling Six Hours)						
Air	83b	0	218	161	200	194	158	233
Dihydro-linalool	82b	0	263	332	290	228	312	287
TREO®	81b	0	338	365	374	313	280	230
Benzaldehyde	80b	0	182	152	78	103	48	184

FIG. 22 is the GC mass spectrum for the TREO® product tested as shown in Tables VIII(A) and VIII(B) and in FIGS. 8A and 8B, (Conditions: 50 meter×0.32 mm FS-OV-1 column programmed at 50°–225° C. at 2° C. per minute). The peak indicated by reference numeral 2117 is for cis-hexenyl acetate having the structure:

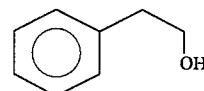
36



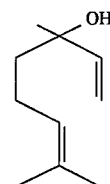
The peak indicated by reference numeral 2115 is the peak for d-limonene having the structure:



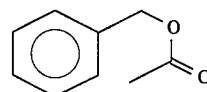
The peak indicated by reference numeral 2101 is for phenylethyl alcohol having the structure:



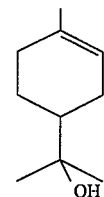
The peak indicated by reference numeral 2100 is for linalool having the structure:



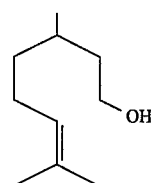
The peak indicated by reference numeral 2116 is for benzyl acetate having the structure:



The peak indicated by reference numeral 2103 is for alpha-terpineol having the structure:



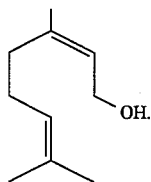
The peak indicated by reference numeral 2102 is for citronellol having the structure:



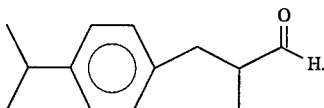


37

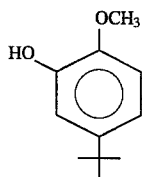
The peak indicated by reference numeral **2104** is for geraniol having the structure:



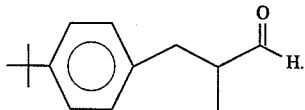
The peak indicated by reference numeral **2105** is for cyclamal having the structure:



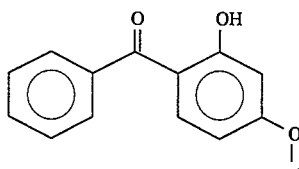
The peak indicated by reference numeral **2107** is for butylated hydroxy anisole having the structure:



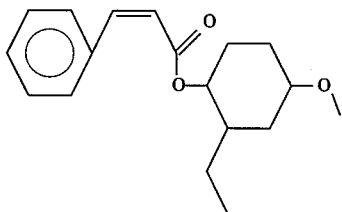
The peak indicated by reference numeral **2106** is the peak for lilial having the structure:



The peaks indicated by reference numerals **2110** and **2108** are for the TREO® base. The peak indicated by reference numeral **2112** is for UVINOL® M-40 having the structure:



The peak indicate by reference numeral **2114** is for 4-methoxy-2-ethylhexyl cinnamate having the structure:



A preferred embodiment of our invention comprises an ellipsoidally-shaped detergent tablet **830** containing a solid plastic core **832** which can be fabricated from, for example, polyethylene, polypropylene, nylon, a biodegradable polymer such as poly(epsilon caprolactone) or any polymer capable of having therein microvoids from which an insect

38

repelling substance, e.g., one of the geraniol or geraniol precursor-containing compositions of our invention will be controllably transported from the plastic core into and through the soap cake over a reasonable period of time during the use of the soap cake. Such polymers can be microporous polymers, such as those described in U.S. Pat. No. 4,247,498 issued on Jan. 27, 1981, the specification for which is incorporated herein by reference. Surrounding the central plastic core containing insect repellent **832**, is detergent **830'** which is in the solid phase at ambient conditions, e.g., room temperature and atmospheric pressure. Examples of workable detergents **830'** are "elastic" detergents such as those described in U.S. Pat. No. 4,181,632 issued on Jan. 1, 1980, the disclosure of which is incorporated herein by reference, or "transparent" soaps such as those set forth in U.S. Pat. No. 4,165,293 issued on Aug. 21, 1979, the disclosure of which is incorporated herein by reference. Other examples of the detergent **830'** useful in our invention are those set forth as "variegated soaps" in Canadian Letters Patent No. 1,101,165 issued on May 19, 1981.

On use of the soap tablet **830** or detergent bar, the insect repellent agent originally located in plastic core **832** is transported at a steady state from core **832** through core surface **831** through the detergent **830'** and finally through the surface of the detergent bar at, for example, **833**, **834**, **835** and **836**.

The detergent bar or tablet **830** of our invention may be of any geometric shape, for example, a rectangular parallelepiped tablet as is shown in FIGS. **15**, **16** and **17** containing solid plastic core **839**. The insect repellent located in solid plastic core **839** on use of the detergent bar passes through at steady state, surface **837** of FIG. **16**, detergent **838** and finally surface **839** at, for example, locations **840**, **841**, **842** and **843**. The environment surrounding the detergent bar on use thereof is then treated with the insect repellent at **843**, **844** and **845**, for example. Optionally, aromatizing agent can also be contained in the detergent bar (if desired) and so the environment surrounding the detergent bar on use thereof would also be aesthetically aromatized at **843**, **844** and **845**, for example if the geraniol or geraniol precursor-containing composition of our invention is insufficient for such aromatization. In certain instances such geraniol or geraniol precursor-containing compositions are indeed sufficient for such aromatization.

As is shown in FIGS. **18**, **19** and **20** the plastic core of the detergent tablet **830** may have a single finite void at its center **851** (of FIGS. **19** and **20**) in which the insect repellent agent and optionally any additional aromatizing agents are contained. The plastic core is a shell **848** having outer surface **852** (shown in FIGS. **19** and **20**). The insect repellent agent (and optionally any additional aromatizing agent) contained in the void in the plastic core permeates through shell **848**, past surface **852** at a steady state, through the detergent **847** and to the environment at, for example, **856**, **857** **858** and **859**.

In addition to the insect repellent contained in the core, e.g., core **839** or core void the core can also contain other materials for therapeutic use, for example, bacteriostats, deodorizing agents and the like which are compatible with the geraniol or geraniol precursor-containing compositions of our invention. In the alternative, the plastic core of the detergent tablet of FIGS. **18**, **19** and **20** may have an empty single finite void at its center **851** with the insect repellent contained in the shell **848**.

At the end of the use of the detergent tablet, the hollow core or the solid core can be used as an insect imparting and aroma imparting or air freshener household article. In addi-

tion, depending on the ratio of the volume of the void 851, to the solid part of the detergent tablet of FIGS. 18, 19 and 20, the detergent tablet of FIGS. 18, 19 and 20 can be so fabricated that it will float on the surface of the liquid in which it is being used and this physical attribute has certain obvious advantages.

FIG. 23 is a series of graphs depicted in three-dimensions (in a rectangular mode for the "X" and "Y" axes) showing the relative attractiveness or repellency of various compositions of matter for the mosquitoes, *Aedes aegypti*.

The graphs are based on experiments run for a total of one hour with six intervals of ten minutes each. The graph indicated by reference numeral 2305 is for air. The graph indicated by reference numeral 2307 is for the mixture containing 61.54 mole percent geraniol, 24.5 mole percent citronellol and 13.98 mole percent nerol.

The graph indicated by reference numeral 2303 is for the mixture containing 98.95 mole percent geraniol and 1.05 mole percent nerol.

The graph indicated by reference numeral 2301 is for the mixture containing 81.8 mole percent geraniol, 11.66 mole percent citronellol and 6.53 mole percent nerol. Table IX(A) below sets forth the results in tabulated form:

TABLE IX(A)

Composition Tested	Graph No.	Insects Collected Per Interval (Ten Minute Intervals Totalling One Hour)						
Air	2305	0	1	34	1	8	2	0
Mixture of 61.54 mole percent geraniol, 24.5 mole percent citronellol and 13.98 mole percent nerol.	2307	0	4	0	0	0	0	0
Mixture 98.95 mole percent geraniol and 1.05 mole percent nerol.	2303	0	2	0	0	0	0	0
Mixture of 81.8 mole percent geraniol, 11.66 mole percent citronellol and 6.53 mole percent nerol.	2301	0	5	0	0	0	1	0

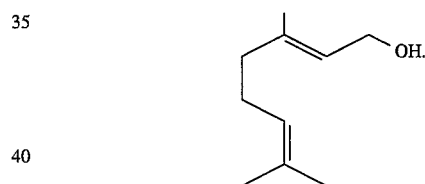
FIG. 24 is a series of graphs depicted in three-dimensions (in a rectangular mode for the "X" and "Y" axes) showing the relative attractiveness or repellency of various compositions of matter for the mosquitoes species *Aedes aegypti*. The graphs are based on experiments run for a total of six hours with six intervals of one hour each. The results are tabulated in Table IX(B) below. The graph indicated by reference numeral 2405 is for air. The graph indicated by reference numeral 2407 is for a mixture of 61.54 mole percent geraniol, 24.5 mole percent citronellol and 13.98 mole percent nerol. The graph indicated by reference numeral 2403 is for a mixture of 98.95 mole percent geraniol and 1.05 mole percent nerol. The graph indicated by reference numeral 2401 is for a mixture of 81.8 mole percent geraniol, 11.66 mole percent citronellol and 6.53 mole

percent nerol.

TABLE IX(B)

Composition Tested	Graph No.	Insects Collected Per Interval (One Hour Each For A Total of Six Hours)						
Air	2405	0	0	28	36	105	45	60
Mixture containing 61.54 mole percent geraniol, 24.5 mole percent citronellol and 13.98 mole percent nerol.	2407	0	0	0	0	0	0	0
Mixture of 98.95 mole percent geraniol, and 1.05 mole percent nerol.	2403	0	0	0	0	1	3	3
Mixture of 81.8 mole percent geraniol, 11.66 mole percent citronellol and 6.53 mole percent nerol.	2401	0	0	0	0	0	0	0

FIG. 25 is the GLC profile for the crude reaction product of Example III. The peak indicated by reference numeral 2501 is the peak for geraniol having the structure:



The peak indicated by reference numeral 2503 is for the compound having the structure:

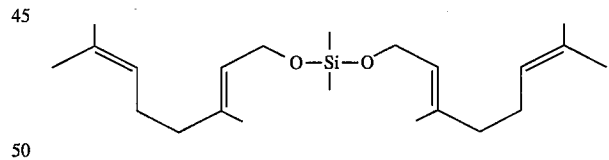


FIG. 26 is the GLC profile for Fraction 2 of the distillation of the reaction product of Example III. The peak indicated by reference numeral 2603 is the peak for the compound having the structure:

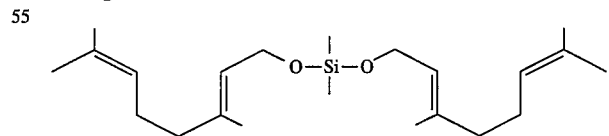
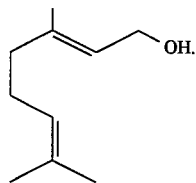


FIG. 33 is the GC-mass spectrum for "natural" geraniol obtained from Yunnan Province, Peoples Republic of China (Conditions: Fused silica OV-1 column programmed at 75°-220° C. at 2° C. per minute). The peak indicated by reference numeral 3301 is for acetone. The peak indicated by reference numeral 3302 is for 2-methyl-3-butene-2-ol. The peak indicated by reference numeral 3303 is for 3-me-

41

thyl-2-pentanone. The peak indicated by reference numeral **3304** is for 3,5,5-trimethyl-1-hexanol. The peak indicated by reference numeral **3305** is for citronellol. The peak indicated by reference numeral **3306** is for neral. The peak indicated by reference numeral **3307** is for geraniol having the structure:



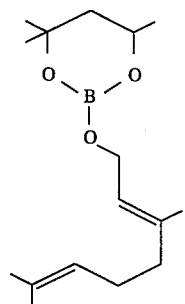
The peak indicated by reference numeral **3308** is for geranial. The peak indicated by reference numeral **3309** is for geranyl formate. The peaks indicated by reference numerals **3310**, **3311** and **3312** are for materials which are not determinable. The peak indicated by reference numeral **3313** is for beta-caryophyllene. The peak indicated by reference numeral **3314** is for an unknown sequeterpene not determinable. The peak indicated by reference numeral **3315** is for alpha-caryophyllene. The peak indicated by reference numeral **3316** is for beta-chamigrene. The peak indicated by reference numeral **3317** is for cuparene. The peak indicated by reference numeral **3318** is for either alpha-chamigrene or alpha-elemene. The amount of geraniol present in the composition is 95.40%. The amount of citronellol present in the composition is 0.52%. The other constituents are as follows:

acetone	0.11%
2-methyl-3-butene-2-ol	trace
3-methyl-2-pentanone	trace
3,5,5-trimethyl-1-hexanol	trace
neral	0.58%
geranial	1.52%
geranyl formate	0.13%
beta-caraphyllene	0.23%
alpha-caraphyllene	0.10%
beta-chamigrene	0.12%
cuparene	0.05%

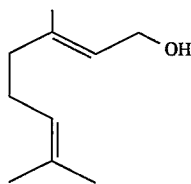
42

FIG. 34 is a series of graphs depicted in three dimensions (in a rectangular mode for the "X" and "Y" axes) showing the relative attractiveness or repellency of various compositions of matter for the mosquito species, *Aedes aegypti*.

The graphs are based on experiments run for a total of one hour with six intervals of 10 minutes each. The graph indicated by reference numeral **3401** is for air. The graph indicated by reference numeral **3403** is for the compound having the structure:



The graph indicated by reference numeral **3404** is for a magnesium aluminum silicate material. The graph indicated by reference numeral **3406** is for "natural" geraniol from Yunnan Province, Peoples Republic of China, described in detail in the detailed description of FIG. 33, supra. The graph indicated by reference numeral **3407** is for the mixture containing 61.54 mole percent geraniol, 24.5 mole percent citronellol and 13.98 mole percent neral. The graph indicated by reference numeral **3409** is for a 3% solution of geraniol having the structure: in isopropyl myristate.



in isopropyl myristate.

Table X(A) below sets forth the results in tabulated form:

TABLE X(A)

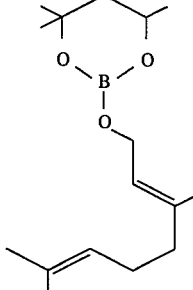
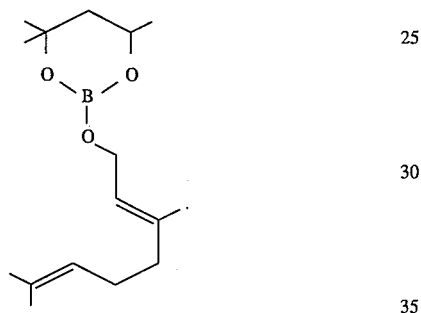
Composition Tested	Graph No.	Insects Collected Per Interval (Ten Minute Intervals Totalling One Hour)						
		0	1	2	3	4	5	6
Air	3401	0	418	436	483	403	282	278
Compound having the structure:	3403	0	2	0	0	20	0	1
								
Magnesium aluminum silicate material.	3404	0	230	278	254	314	221	246
Geraniol (from Yunnan Province)	3406	0	33	231	5	4	1	0

TABLE X(A)-continued

Composition Tested	Graph No.	Insects Collected Per Interval (Ten Minute Intervals Totalling One Hour)						
Peoples Republic of China). Mixture of 61.54 mole percent geraniol, 24.5 mole percent citronellol and 13.98 mole percent nerol.	3407	0	3	5	5	0	0	0
3% Solution of geraniol in isopropyl myristate.	3409	0	252	461	443	267	266	266

FIG. 35 is a series of graphs depicted in three dimensions (in a rectangular mode for the "X" and "Y" axes) showing the relative attractiveness or repellency of various compositions of matter for the mosquito species, *Aedes aegypti*. The graphs are based on experiments run for a total of six hours with six intervals of one hour each. The results are tabulated in Table X(B) below. The graph indicated by reference numeral 3501 is for air. The graph indicated by reference numeral 3503 is for the compound having the structure:



description of FIG. 33, supra. The graph indicated by reference numeral 3507 is for the mixture of 61.54 mole percent geraniol, 24.5 mole percent citronellol and 13.98 mole percent nerol. The graph indicated by reference numeral 3509 is for a 3% solution of geraniol in isopropyl myristate.

Table X(B) below sets forth the results in tabulated form:

The graph indicated by reference numeral 3504 is for a magnesium aluminum silicate substance. The graph indicated by reference numeral 3506 is for "natural" geraniol from Yunnan Province China, described in detail in the

TABLE X(B)

Composition Tested	Graph No.	Insects Collected Per Interval (One Hour Each For A Total Of Six Hours)						
Air	3501	0	278	390	334	385	479	365
The Compound having the structure:	3503	0	1	2	0	3	5	6
Magnesium aluminum silicate material.	3504	0	246	422	322	268	314	314
Natural Geraniol imported from Yunnan Province (Peoples Republic of China) described in FIG. 33.	3506	0	0	3	10	2	4	50
Mixture containing 61.54 mole percent geraniol, 24.5 mole	3507	0	0	0	0	0	2	1.

TABLE X(B)-continued

Composition Tested	Graph No.	Insects Collected Per Interval (One Hour Each For A Total Of Six Hours)						
percent citronellol and 13.98 mole percent nerol. 3% Solution of Geraniol in Isopropyl myristate.	3509	0	266	310	394	445	466	503

FIG. 36 sets forth the number of insect species versus treatment substance using the apparatus of FIG. 21 wherein the following insects were attracted or repelled:

*Culex nigripalpus*;  
*Aedes atlanticus*;  
*Culex salinarius*;  
*Aedes vexans*;  
*Culex* spp.;  
*Simulium* spp.;  
*Psoroferia ferox*;  
*Aedes infirmatus*;  
*Drosophila melanogaster*;  
Coccinellidae;  
*Anopheles crucians*;  
*Psoroferia columbiae*;  
*Culicoides* spp.; and  
*Aedes* spp..

The graph indicated by reference numeral 3601 is for the mean number of the above insects per treatment using a 50:50 mole:mole mixture of air and carbon dioxide with the rate of carbon dioxide being 2.71 gram moles per hour. The apparatus of FIG. 21 used six ports with six infra-red light emitting diodes. The graph indicated by reference numeral 3602 is the graph showing the mean number of the above insects in the trap containing geraniol imported from Yunnan Province (Peoples Republic of China) described in the detailed description of FIG. 33, supra.

FIG. 37 is a bar graph showing the mean number of the following insects:

*Culex nigripalpus*;  
*Aedes atlanticus*;  
*Culex salinarius*;  
*Aedes vexans*;  
*Culex* spp.;  
*Simulium* spp.;  
*Psoroferia ferox*;  
*Aedes infirmatus*;  
*Drosophila melanogaster*;  
Coccinellidae;  
*Anopheles crucians*;  
*Psoroferia columbiae*;  
*Culicoides* spp.; and  
*Aedes* spp..

versus treatment substance using the apparatus of FIG. 21 with six ports and six infra-red light emitting diodes. The graph indicated by reference numeral 3701 is for the 50:50 mole:mole mixture of air and carbon dioxide with the rate of carbon dioxide being 2.71 gram moles per hour. The graph indicated by reference numeral 3702 is for a mixture of 81.8 mole percent geraniol, 11.66 mole percent citronellol and 6.53 mole percent nerol. The graph indicated by reference numeral 3703 is for the compound having the structure:

10

15

20

25

30

35

40

45

50

55

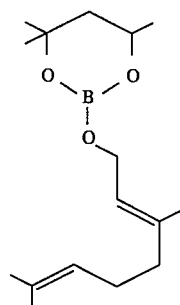
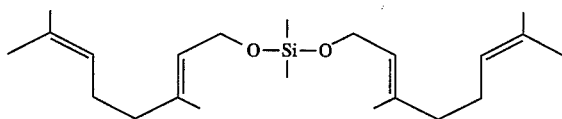


FIG. 38 is a graph showing the mean number of insects attracted to the trap shown in FIG. 21 versus treatment substance with the insects being:

*Culex nigripalpus*;  
*Aedes atlanticus*;  
*Culex salinarius*;  
*Aedes vexans*;  
*Culex* spp.;  
*Simulium* spp.;  
*Psoroferia ferox*;  
*Aedes infirmatus*;  
*Drosophila melanogaster*;  
Coccinellidae;  
*Anopheles crucians*;  
*Psoroferia columbiae*;  
*Culicoides* spp.; and  
*Aedes* spp..

The graph indicated by reference numeral 3801 is for the 50:50 mole:mole mixture of air and carbon dioxide with the carbon dioxide flowing at 2.71 gram moles per hour. The graph indicated by reference numeral 3802 is for a mixture of 61.54 mole percent geraniol, 24.5 mole percent citronellol and 13.98 mole percent nerol. The graph indicated by reference numeral 3803 is for the compound having the structure:

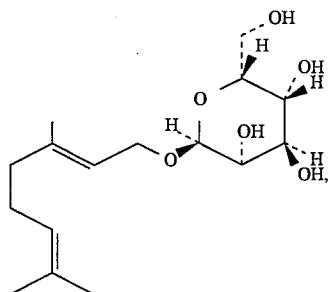


The apparatus of FIG. 21 is operated with six ports and 12 infra-red light emitting diodes,

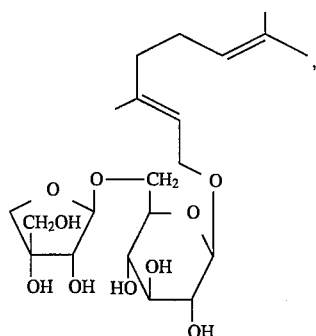
FIG. 39 is a cut-away side elevation view of a spherical particle containing a geranyl glycoside being hydrolyzed by fixed bed enzymes to form geraniol flowing into the environment surrounding the particle. This is a controlled-release system for causing a geranyl glycoside to be transformed into insect repelling geraniol vapor. In this diagram the geranyl glycoside is shown to be hydrolyzed in two stage as set forth in the disclosure of published European Patent

47

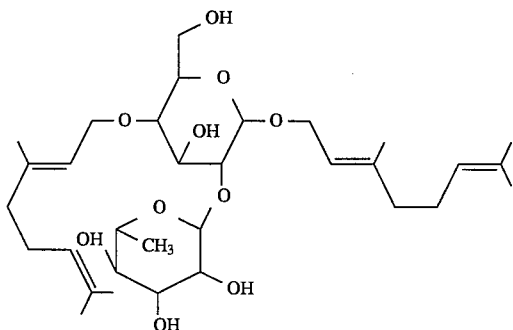
Application 416713 filed on Sep. 7, 1990 and assigned to Gist-Brocades NV. Examples of the geranyl glycosides include beta-geranyl glucoside having the structure:



the compound having the structure:



and the compound having the structure:



as well as geranyl 6-O-(alpha-L-rhamnopyranosyl)-Beta-D-glucopyranoside. Examples of workable enzymes are:

alpha-L-arabinofuranosidase;

alpha-L-rhamnopyranosidase;

beta-D-glucopyranosidase;

endo-beta-glucosidase B1 derived from *A. Niger* B1 (as disclosed in Israel Patent 82980 issued on Sep. 16, 1991).

The above enzymes and use thereof in enzymic hydrolysis of geranyl glycosides are set forth in "Sequential Enzymic Hydrolysis of Potentially Aromatic Glycosides From Grape" in *Carbohydrate Research*, Volume 184, (1988), pages 139-149, Gunata, et al the disclosure of which is incorporated herein by reference

The matrix containing the geranyl glycoside is indicated by reference numeral 3901 where the geranyl glycoside in matrix 3901 can be contained within an inert polymer such as microporous polyethylene; or the geranyl glycoside can be by itself. The first stage enzyme on solid support is located in matrix 3917 and the fixed first stage enzyme is

48

indicated by reference numeral 3915. As the enzyme exudes through the surface of matrix 3917 at 3919 it causes a first stage hydrolysis of the geranyl glycoside in matrix 3901. Enzyme 3913 in fixed bed matrix is located at that point as a second stage catalyst and accordingly its release is much slower than the release of the first stage enzyme. The capsule wall 3903 holding the second stage enzyme 3913 is porous causing the enzyme 3913 to catalyze the second stage of the hydrolysis of the geranyl glycoside forming geraniol which is transported through the system coating 3905 past the system surface 3909 into the surrounding environment 3907 thereby causing insect repellency including the insects:

*Aedes aegypti*;

*Musca domestica* L. (Diptera: Muscidae);

*Aedes albopictus*;

*Culex nigripalpus*;

*Aedes atlanticus*;

*Culex salinarius*;

*Aedes vexans*;

*Culex* spp.;

*Simulium* spp.;

*Psorofera ferox*;

*Aedes infirmatus*;

*Drosophila melanogaster*;

Coccinellidae;

*Anopheles crucians*;

*Psorofera columbiae*;

*Culicoides* spp.; and

*Aedes* spp..

The particles so useful for causing the geraniol to controllably release into the atmosphere can also be used to render a cloth material insect repellent as shown in FIG. 40. In FIG. 40 the cloth 4000 contains substrate cloth 4002 and contains threads 4004. Located on threads 4004 are particles 3900, the unit specifically described in detail in FIG. 39.

These particles easily are adhered to cloth via standard adhesive and will emit geraniol in a controllably released fashion therefrom in order to render the cloth repellent to the following insects:

*Musca domestica* L. (Diptera: Muscidae);

*Aedes aegypti*;

*Aedes albopictus*;

*Culex nigripalpus*;

*Aedes atlanticus*;

*Culex salinarius*;

*Aedes vexans*;

*Culex* spp.;

*Simulium* spp.;

*Psorofera ferox*;

*Aedes infirmatus*;

*Drosophila melanogaster*;

Coccinellidae;

*Anopheles crucians*;

*Psorofera columbiae*;

*Culicoides* Spp.; and

*Aedes* spp..

FIG. 41 is a graph showing the mean number of the insects:

*Culex nigripalpus*;

*Aedes atlanticus*;

*Culex salinarius*;  
*Aedes vexans*;  
*Culex* spp.;  
*Simulium* spp.;  
*Psorofera ferox*;  
*Aedes infirmatus*;  
*Drosophila melanogaster*;  
 Coccinellidae;  
*Anopheles crucians*;  
*Psorofera columbiana*;  
*Culicoides* spp.; and

*Aedes* spp. versus treatment substance using the apparatus of FIG. 21 with six ports and six infra-red light emitting diodes.

The graph indicated by reference numeral 4100 is for the 50:50 mole:mole mixture of air and carbon dioxide operating at 2.71 gram moles per hour. The graph indicated by reference numeral 4102 is for "natural" geraniol imported from Yunnan Province China described in detail in the description of FIG. 33, supra. The graph indicated by reference numeral 4104 is for the substance "TREO® (a trademark of Primavera Products Inc. of Northvale, N.J.) described in detail in the description of FIG. 8A, supra.

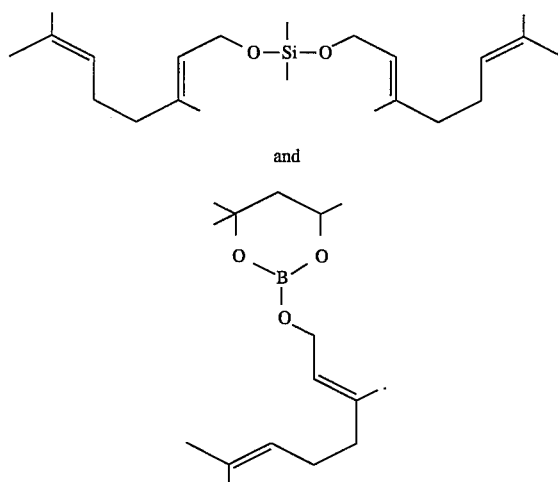
FIG. 42 is a graph of a number of feeding contacts for *Aedes aegypti* versus treatment substance using the apparatus of FIG. 10 (2-6 hour feeding contact). The graph indicated by reference numeral 4200 is for air. The graph indicated by reference numeral 4202 is for the mixture of 61.54 mole percent geraniol, 24.5 mole percent citronellol and 13.98 mole percent nerol. The graph indicated by reference numeral 4204 is for the substance "TREO® (a trademark of Primavera Products Inc. of Northvale, N.J.) described in the description of FIG. 8A, supra. The graph indicated by reference numeral 4206 is for the mixture of 61.54 mole percent geraniol, 24.5 mole percent citronellol and 13.98 mole percent nerol.

FIG. 9 is a cut-away side elevation schematic diagram of a screw extruder during the compounding of a resin indicated by reference numerals 12 and 13 (which are admixed in mixer 14) with insect repellents including the geraniol or geraniol precursor composition useful in our invention contained in holder 17 while simultaneously adding foaming agent 19 into the hollow portion of the barrel 16 of the extruder and incorporates the pelletizing apparatus 21 used in the pelletizing of the extruded foamed tow product 22 produced as a result of the extrusion operation.

The polymer at 14 is added into barrel segment S-1 of the screw extruder at a feed rate in the range of from about 80 up to about 300 pounds per hour while maintaining the temperature of the screw extruder between about 160° C. and about 240° C. the polymer added at barrel segment S-1 is added while simultaneously adding the insect repellent (and if desired additional perfuming) composition at barrel segment S-6 (indicated also by reference numeral 18c). The extruder is powered by motor 15 and is held in place by bracket 23A. The barrel segments of the extruder are in series S-1, S-2, S-3, S-4, S-5, S-6, S-7, S-8, S-9 and S-10. With the polymer added at barrel segment S-1, and the insect repellent added at barrel segment S-6, the foamant is added at barrel segment S-8. The insect repellent from container 17 is pumped through pump 23 into barrel segment S-6 during the operation of the extruder. As a result of the foamant being added at barrel segment S-8 (with some of the barrel segments being indicated by reference numerals 18a, 18b, 18c and 18d), the foamed tow is evolved from barrel

segment S-10 into cooling bath 20. The foamed tow evolves from cooling bath as foamed tow 22 into pelletizer 21 where it is chopped into pellets and held in container 21a for further use (e.g., to formulate insect repellent soaps and the like) as described, supra.

The following Examples I and II set forth methods for testing candles for repelling insects with the active ingredient in the candle being geraniol. Examples III and IV set forth methods for preparing, respectively, geraniol precursors having the structures:



Examples V and examples following same show the production of geranyl glycosides useful in the practice of the invention illustrated in FIG. 39 described in detail, supra.

#### EXAMPLE I

The transparent candle base mixture is produced by intimately admixing the following ingredients:

Ingredients	Parts by Weight
VERSAMID® 1635	34.0
Barlol 12C2	51.0
Butyl Stearate	3.5
NEVEX® 100	5.0
SPAN®	1.5
Isopropyl Isostearate	4.0
Isopropyl Myristate	4.0

The foregoing mixture is placed in an autoclave and intimately admixed with a perfuming-insect repellent composition containing 95% by weight of geraniol and 5% by weight nerol of the total candle base composition.

The autoclave is sealed and heated to 180° C. under 15 atmospheres pressure and maintained with vigorous shaking for a period of five hours. At the end of the five hour period, the autoclave is depressurized (being under a nitrogen pressure atmosphere) and the autoclave is opened and the contents are then poured into cylindrical candle molds 4" in height and 2" in diameter containing 0.125" wicks. The resulting candles have efficacious mosquito and house fly repellencies and have aesthetically pleasing aromas on use.

The candles are effective in preventing house flies and mosquitoes from entering a room in which two candles have been burning for 15 minutes, the said room having dimensions of 6'x15'x15' and having a 3'x3' open portal adjacent to house fly and mosquito-infested region in the month of

51

August, 1988 in the temperate zone of Highlands, N.J. adjacent Raritan Bay.

## EXAMPLE II

A study was conducted to evaluate the efficacy of candles which are designated as "A", "B" and "C" in repelling house flies (*Musca domestica* L. (Diptera: Muscidae)).

Candle "A" contained 95% Paraffin Wax and 5% of 100% geraniol.

Candle "B" contained 90% Paraffin Wax and 10% citronellol oil.

Candle "C" contained only Paraffin Wax.

The candles are allowed to burn for 20 minutes and the number of house flies and mosquitoes repelled is recorded for the next 60 minutes with the following equipment and procedure:

## Materials

## Test Chamber

The evaluation was conducted in a 28.3 cubic meter chamber with airing ports. A screened cage measuring 15 cm×15 cm×47.5 cm was attached inside an upper airing port, and a screened repellency observation cage measuring 15 cm×15 cm×32.5 cm was attached outside the upper airing port. The two cages were held together by a Masonite plate which fit firmly in the airing port. A 4-cm hole located in the center of each Masonite plate provided an escape for the test insects. A barrier was used to close the hole.

## Attractant

A caged mouse was used as an attractant and was placed inside the chamber in the larger section of the repellency cage.

## Test Insect

Adult House Flies (*Musca domestica* L. (Diptera: Muscidae)) are Test Insects.

## Procedure

For each replicate, 75 to 100 adult house flies were removed from the rearing cage by means of a vacuum aspirator, and transferred by carbon dioxide anesthesia to the inner cage containing the mouse. The assembled cage was placed in one of the upper ventilation ports of the chamber. For each experimental situation the test insects were trans-

52

ferred to a clean cage containing the mouse. A house fly candle was placed centrally on the chamber floor and burned for 20 minutes before initiating the repellency counts. The maximum period for the repellency counts was 60 minutes.

The first repellency count was made at 10 minutes after the burning ended, and subsequent counts were taken at 5-minute intervals thereafter. The number of house flies repelled were those escaping to the outside cage. For the control, counts were made in a similar manner, but no candle was burned.

The same three candles were used for all four replicates. Between replicates the chamber was exhausted, the Kraft paper flooring for the chamber was replaced, and the two screened repellency cages were submerged in hot detergent water, rinsed and dried.

## Results

The overall average percent of house flies repelled for each candle for 60 minutes was as follows:

Candle "A"—94%

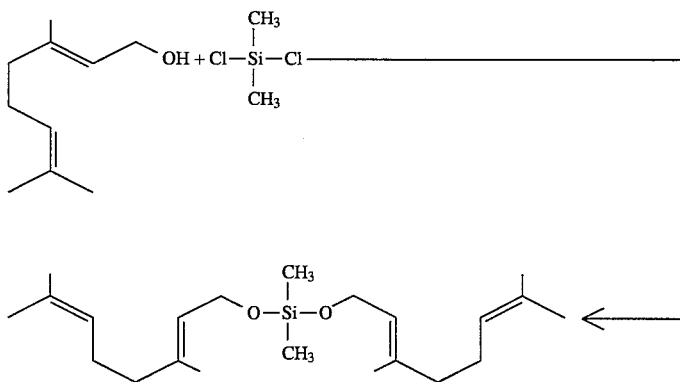
Candle "B"—53%

Candle "C"—16%.

## EXAMPLE III

## PREPARATION OF DIGERANYLOXY DIMETHYL SILANE

Reaction:



Into a 250 ml reaction vessel equipped with stirrer, thermometer, reflux condenser and heating mantle are placed 50 grams of geraniol and 37.89 grams of triethylamine. With stirring, 20.64 grams of dimethyl silyl chloride are added to the reaction mass. The reaction mass exotherms to 80° C. A white solid is formed and gas is evolved. 150 ml Tetrahydrofuran is then added to the reaction mass in order to maintain solution. The reaction mass is stirred for a period of ten hours. At the end of the ten hour reaction, the reaction mass is cooled to 25° C. The reaction mass is then extracted with diethyl ether and the ether is evaporated. The reaction mass is then distilled at a vapor temperature of 92° C. and a vacuum of 0.39 mm/Hg. FIG. 25 is the GLC profile for the crude reaction product. FIG. 26 is the GLC profile for Fraction 2 of the foregoing distillation. FIG. 27 is the NMR spectrum for the compound having the structure:



53

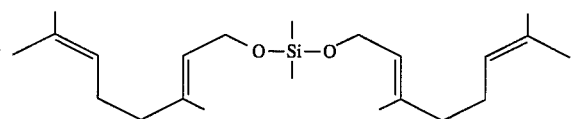
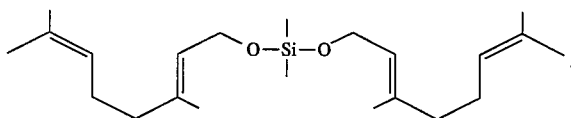


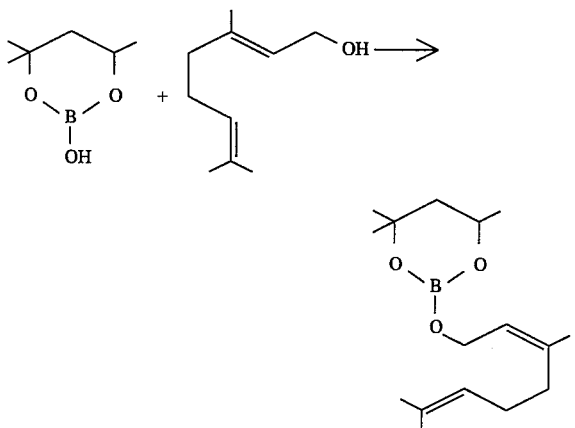
FIG. 28 is the infra-red spectrum for the compound having the structure:



## EXAMPLE IV

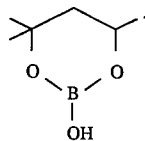
## PREPARATION OF GERANYLOXY-1,3,2-DIOXABORINANE

Reaction:



Into a 2 liter flask equipped with apparatus for providing a nitrogen blanket and Bidwell trap are placed the following materials:

- 347.0 grams of Geraniol (2.25 moles);
- 250.0 ml cyclohexane; and
- 299.0 grams of the compound having the structure:



The reaction mass is then heated up and water of reaction is azeotroped out. The reaction mass is maintained at a temperature of 104°–107° C. for a period of 12 hours. During this period a total of 21 cc's of water is removed. The reaction mass is then distilled on a 4" splash column yielding the following fractions:

Fraction No.	Vapor Temp. (°C.)	Liquid Temp. (°C.)	Vacuum mm/Hg. Pressure	Weight of Fraction
1	114/143	149/148	3.2	31.0
2	143	147	2.8	27.0

54

-continued

Fraction No.	Vapor Temp. (°C.)	Liquid Temp. (°C.)	Vacuum mm/Hg. Pressure	Weight of Fraction
3	143	147	2.8	30.0
4	143	147	2.8	30.0
5	145	148	2.8	32.0
6	145	149	2.8	30.0
7	145	150	2.8	30.0
8	146	150	2.8	25.0
9	146	150	2.8	31.0
10	146	150	2.8	30.0
11	146	150	2.8	27.0
12	146	150	2.8	28.0
13	146	150	2.8	27.0
14	145	150	2.8	25.0
15	146	150	2.8	29.0
16	146	151	2.8	30.0
17	146	153	2.8	28.0
18	146	155	2.8	28.0
19	146	157	2.8	13.0

FIG. 29 is the GLC profile for the crude reaction product containing the compound having the structure:

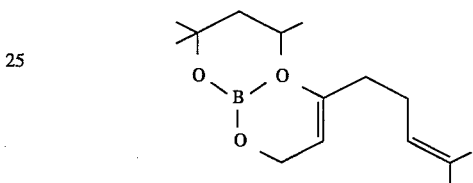
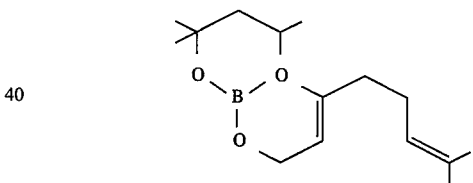


FIG. 30 is the GLC profile for Fraction 13 of the foregoing distillation (Conditions: SE-30 column programmed at 100°–220° C. at 16° C. per minute).

FIG. 31 is the NMR spectrum for the compound having the structure:



## EXAMPLE V

## PREPARATION OF 2,3,4-Tri-O-Acetyl-6-O-(2,3,4-Tri-O-Acetyl-Alpha-L-Rhamnopyranosyl)-Alpha-D-Glucopyranosyl Bromide

1.3 g of Heptaacetorutinoside and 0.4 ml of acetic anhydride in 20 ml of chloroform are placed under nitrogen at -4° C. in a 50 ml round-bottomed flask, and 3.8 ml of a 33% strength solution of gaseous hydrobromic acid in acetic acid are added dropwise. Stirring is continued at -4° C. for 2 hours, and the reaction medium is then poured into 50 ml of ice-cold water. The organic phase is separated after settling has taken place, dried over anhydrous sodium sulphate and concentrated in a rotary evaporator under vacuum at 35° C. The yellow oil obtained is used without purification in the subsequent state. However, it is possible to crystallize it by taking it up with a little ethyl ether and leaving it in the cold. On filtration under nitrogen, washing with a little ethyl ether and petroleum ether and drying in a desiccator in the cold, 310 mg of white crystals are obtained (yield -23%). M.p. 120°–125° C.

55

## EXAMPLE VI

PREPARATION OF GERANYL  
2,3,4-TRI-O-ACETYL-6-O-(2,3,4-TRI-  
O-ACETYL-ALPHA-L-RHAMNOPYRANOSYL)  
-BETA-D-GLUCOPYRANOSIDE

In a 50 ml round-bottomed flask, the following are stirred for 24 hours under nitrogen at room temperature:

665 mg of bromo-2,3,4-tri-O-acetyl-6-O-(2,3,4-tri-O-acetyl-alpha-L-rhamnopyranosyl)-alpha-D-glucopyranoside (crude product of the bromination reaction):

1 ml of geraniol; and

0.5 g of mercuric cyanide in 10 ml of acetonitrile.

The mixture is then concentrated in a rotary evaporator under vacuum at 35° C. and the residue is taken up in 50 ml of ethyl ether. The solid which precipitates is filtered off and rinsed with ethyl ether, and the filtrate is concentrated in a rotary evaporator under vacuum at 35° C. The oily residue is chromatographed on silica gel [of a particle size corresponding to passage through a sieve of mesh aperture 67 μm to 199 μm (70 to 230 mesh)], eluting successively with ethyl/petroleum ether (10:90) to remove the excess geraniol and then with ethyl ether/petroleum ether (75:25) to elute the rutinoid. The fractions containing the rutinoid are combined and concentrated at 35° C. under vacuum in a rotary evaporator. 140 mg Of a colourless paste, which it has not been possible to crystallize, are obtained (yield=19%), the product being pure in TLC-silica gel:ether/petroleum ether (3:1) Rf=0.33.

## EXAMPLE VII

GERANYL  
6-O-(ALPHA-L-RHAMNOPYRANOSYL)-BETA-  
D-GLUCOPYRANOSIDE

In a 50 ml Erlenmeyer swept with a stream of nitrogen, 0.2 g of geranyl 2,3,4-tri-O-acetyl-6-O-(2,3,4-tri-O-acetyl-alpha-L-rhamnopyranosyl)-Beta-D-glucopyranoside are dissolved with mechanical stirring in 2 ml of anhydrous methanol.

0.3ml Of a sodium methylate solution (prepared from 230 mg of sodium and 100 ml of anhydrous methanol) is then added in the course of 30 seconds, and stirring is continued under nitrogen in an oil bath at 68°-° C. for 20 minutes. The Erlenmeyer is then cooled in a water/ice bath and approximately 0.2 ml of wet Dowex 50 W×4(H) [of a particle size corresponding to passage through a sieve of mesh aperture 74/147 μm (100/200 mesh)] is added so that the pH of the solution becomes in the region of 7. The resin is then filtered off and the filtrate is concentrated in a rotary evaporator under vacuum at 25° C. The oily residue obtained is purified by chromatograph on a column of silica gel 60 [of a particle size corresponding to passage through a sieve of mesh aperture 67 μm to 199 μm (70 to 230 mesh)], eluting with a 3:1 ethyl acetate/methanol mixture. The fractions containing the geranyl β-rutinoid are combined and concentrated in a rotary evaporator under vacuum at 25° C. 110 Mg of a colourless paste, which it has not been possible to crystallize, are obtained, the product being pure in TLC-silica gel:ethyl acetate/methanol (3:1) Rf=0.35.

What is claimed is:

1. A method of repelling at least one of the species of insects:

56

*Musca domestica* L. (Diptera:Muscidae);

*Aedes aegypti*;

*Culex nigripalpus*;

*Aedes atlanticus*;

*Culex salinarius*;

*Aedes vexans*;

*Culex* spp.;

*Simulium* spp.;

*Psoroferia ferox*;

*Aedes infirmatus*;

*Drosophila melanogaster*;

Coccinellidae;

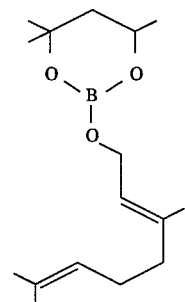
*Anopheles crucians*;

*Psoroferia columbiae*;

*Culicoides* spp.; and

*Aedes* spp.

for a finite period of time from a three-dimensional space inhabitable by at least one of said insect species consisting essentially of the step of exposing said three-dimensional space to an effective insect species-repelling concentration and quantity of an organo-boron derivative having the structure:



2. The method of claim 1 wherein the organo-boron compound is contained in a polymer matrix.

3. The method of claim 2 wherein the polymer matrix is a biodegradable polymer.

4. The method of claim 3 wherein the biodegradable polymer is a polycaprolactone polymer or a polyurethane polymer.

5. The method of claim 1 wherein the organo-boron compound is initially admixed with a soap base; the resulting mixture is formulated into a soap article; and the resulting soap article is applied in a washing procedure.

6. The method of claim 2 wherein the polymer matrix containing the active composition of matter is formed into a core and the core is surrounded with a soap base; and the resulting article is applied in a washing procedure.

7. The method of claim 3 wherein the biodegradable polymer matrix containing the organo-boron compound is formed into a core and the core is surrounded with a soap base; and the resulting article is applied in a washing procedure.

\* \* \* \* \*